


日本の力を、世界のために。
Supporting Your Global Challenges



1. Statistics

1. Overview	2
2. Commitments	4
3. Outstandings	11
4. Others	14
5. Standard Loan Conditions	15
6. Breakdown of Countries and Regions	16

2. Financial Statements

1. Statutory Financial Statements	18
(Supplementary Information)	
Financial Statements for Each Operation	60
2. Composition of Liabilities and Net Assets	67
3. The Average Balance of Interest-earning Assets and Interest-bearing Liabilities, Interest and Earning Yields	69
4. Breakdown of Operating Expenses	70
5. Balance of Due from Banks, Receivables under Resale Agreements and Securities—Application of Surplus Funds	71
6. Information on Derivatives Transactions	72
7. Yield / Interest Rate	73
8. Loans Outstanding per Employee	73
9. Loans Outstanding by Industry	74
10. Write-off of Loans	74
11. Assets in Foreign Currencies (Loans and Equity Participation)	75
12. Administrative Expense Ratio	76
13. Balance of Loans / Borrowings, Bonds and Notes by Maturity	77
14. Information on the Quality of Assets	78
Consolidated Financial Statements in Accordance with International Financial Reporting Standards (IFRS) for Reference Only	80

3. Corporate Data

1. Organizational Chart	92
2. Overseas Network	93
3. History	94
4. Japan Bank for International Cooperation Act	95
5. Basic Policy for the Internal Control System	104
6. Security Policy	106
7. Outline of Conflict of Interest Management Policy	107
8. Privacy Policy / Privacy Notice	108

Numerical figures in this report

- Numerical figures, other than percentages, in this report are truncated to the nearest whole number. (Figures prior to FY2008 were rounded off.) Percentage figures are rounded off. Thus numerical and percentage figures may not add up to the totals given. Amounts denominated in foreign currencies are treated as follows. Commitments are converted into yen at the Basic Rate of Exchange (revised semi-annually by the Minister of Finance, based on the prevailing market rates during the preceding six months) at the time financing contracts are concluded. Disbursements, repayments, and outstanding balances are calculated based on book value.
- Numerical figures less than the specified units are denoted by "0"; "—" denotes that data is not available.
- Due to the launch of the newly established Special Operations, JBIC started to perform separate accounting procedures for the Ordinary Operations and the Special Operations on October 1, 2016. Data for JBIC operations during the period until the day before October 1, 2016 was recorded in the Ordinary Operations Account. In this annual report, financial data after October 1, 2016 is presented separately in the Ordinary Operations Account and the Special Operations Account. For financial reporting in FY2016, data from the Ordinary Operations Account covers the period from April 1, 2016 to March 31, 2017, while that from the Special Operations Account covers the period from October 1, 2016 to March 31, 2017. In the supplementary document "Appendix 1: Statistics," which can be found later in this annual report, JBIC's business data is presented without separating the Ordinary Operations Account and the Special Operations Account.

1. Statistics

1. Overview	2
1 Commitments	2
A. Commitments by Purpose of Financing	2
B. Commitments by Region (Loans, Equity Participations and Guarantees)	2
2 Disbursements	3
3 Repayments	3
4 Outstandings	3
2. Commitments	4
1 Export Loans by Industry	4
2 Natural Resource Loans by Item	4
3 Overseas Investment Loans by Industry (Excluding Natural Resource Loans)	5
4 Commitments to Mid-tier Enterprises and SMEs to Support their Overseas Business Activities	5
5 Guarantee Commitments by Purpose	5
6 Loan and Guarantee Commitments by Region	6
A. Export Loan Commitments by Region	6
B. Import Loan Commitments by Region	6
C. Overseas Investment Loan Commitments by Region	6
D. Untied Loan Commitments by Region	7
E. Guarantee Commitments by Region	7
F. Equity Participations by Region	7
7 Geographical Distribution of Loan and Equity Participation Commitments	8
3. Outstandings	11
1 Outstandings by Purpose of Financing	11
2 Guarantee Outstandings by Purpose	11
3 Geographical Distribution of Loan and Equity Participation Outstandings	12
4. Others	14
1 Major Buyer's Credit Commitments	14
2 Untied Loan Commitments	14
3 Dept Rescheduling Based on Paris Club Agreements	14
5. Standard Loan Conditions	15
6. Breakdown of Countries and Regions	16

1. Overview

1 Commitments

A. Commitments by Purpose of Financing

(Unit: billions of yen, %)

	FY2018			FY2019			FY2020			FY2021			FY2022		
	Number	Total	Share	Number	Total	Share	Number	Total	Share	Number	Total	Share	Number	Total	Share
Loans															
Export Loans	13	102.7	6	18	189.0	11	2	1.0	0	3	60.8	3	15	42.9	2
Shipping	1	0.8	0	8	15.0	1	—	—	—	—	—	—	13	29.5	1
Plant	12	101.8	6	10	173.9	10	2	1.0	0	3	60.8	3	2	13.4	1
Import Loans	—	—	—	—	—	—	1	50.6	2	1	239.0	12	2	230.0	10
Natural Resources	—	—	—	—	—	—	1	50.6	2	1	239.0	12	2	230.0	10
Overseas Investment Loans	83	1,178.0	69	107	1,382.1	82	181	2,024.1	78	185	1,593.4	77	104	1,847.4	80
Natural Resources	6	239.3	14	7	263.3	16	8	457.1	18	8	414.5	20	4	199.7	9
Others	77	938.7	55	100	1,118.8	67	173	1,566.9	60	177	1,178.9	57	100	1,647.7	71
Untied Loans	3	41.7	2	2	22.0	1	6	183.8	7	6	47.8	2	10	76.2	3
Sub Total	99	1,322.5	77	127	1,593.2	95	190	2,259.6	87	195	1,941.1	94	131	2,196.6	95
Guarantees	13	350.7	20	9	75.8	5	14	324.6	12	9	89.1	4	12	95.2	4
Equity Participations	5	43.7	3	3	9.6	1	3	15.0	1	5	35.2	2	3	23.3	1
Total	117	1,717.1	100	139	1,678.7	100	207	2,599.3	100	209	2,065.5	100	146	2,315.2	100

B. Commitments by Region (Loans, Equity Participations and Guarantees)

(Unit: billions of yen, %)

	FY2018			FY2019			FY2020			FY2021			FY2022		
	Number	Total	Share	Number	Total	Share	Number	Total	Share	Number	Total	Share	Number	Total	Share
Asia	80	561.6	33	100	792.8	47	126	490.2	19	122	186.4	9	93	638.2	28
Oceania	—	—	—	1	2.5	0	4	68.1	3	5	66.2	3	2	13.7	1
Europe	8	669.4	39	14	415.1	25	21	651.0	25	24	593.6	29	13	456.5	20
The Middle East	6	151.4	9	4	76.4	5	10	215.2	8	5	318.1	15	6	204.5	9
Africa	4	34.3	2	1	5.3	0	7	388.3	15	—	—	—	3	79.6	3
North America	5	51.6	3	6	172.5	10	21	536.0	21	32	820.2	40	15	473.0	20
Latin America and the Caribbean	11	232.6	14	9	187.0	11	16	240.9	9	19	64.3	3	11	211.6	9
International Organizations, etc.	2	10.9	1	2	21.6	1	2	9.2	0	—	—	—	—	—	—
Others	1	5.0	0	2	5.3	0	—	—	—	2	16.3	1	3	237.9	10
Total	117	1,717.1	100	139	1,678.7	100	207	2,599.3	100	209	2,065.5	100	146	2,315.2	100

2 Disbursements

(Unit: billions of yen, %)

	FY2018		FY2019		FY2020		FY2021		FY2022	
	Total	Share	Total	Share	Total	Share	Total	Share	Total	Share
Loans										
Export Loans	100.0	6	174.1	10	71.2	3	71.2	3	45.9	2
Import Loans	230.0	13	—	—	—	—	112.6	5	467.1	24
Overseas Investment Loans	1,039.6	57	1,490.0	82	1,699.5	79	1,785.8	81	1,163.8	60
Untied Loans	39.2	2	9.7	1	76.6	4	68.6	3	115.7	6
Sub Total	1,408.9	77	1,673.9	93	1,847.4	86	2,038.4	93	1,792.6	92
Guarantees	367.3	20	104.8	6	286.9	13	119.1	5	136.9	7
Equity Participations	42.4	2	30.2	2	12.7	1	37.3	2	18.6	1
Total	1,818.6	100	1,809.0	100	2,147.1	100	2,194.9	100	1,948.3	100

3 Repayments

(Unit: billions of yen, %)

	FY2018		FY2019		FY2020		FY2021		FY2022	
	Total	Share	Total	Share	Total	Share	Total	Share	Total	Share
Loans										
Export Loans	117.5	6	111.4	5	121.1	5	120.3	5	201.3	8
Import Loans	201.5	10	140.9	6	143.5	6	67.4	3	183.0	7
Overseas Investment Loans	1,401.6	69	1,391.4	59	1,424.7	59	1,864.0	77	1,675.1	67
Untied Loans	152.4	7	239.8	10	79.9	3	45.6	2	42.9	2
Governmental Loans	2.4	0	1.8	0	1.1	0	1.1	0	2.1	0
Sub Total	1,875.6	92	1,885.5	79	1,770.4	74	2,098.6	87	2,104.6	85
Guarantees	150.1	7	470.0	20	577.7	24	271.6	11	367.3	15
Equity Participations	14.6	1	16.7	1	53.2	2	41.1	2	16.7	1
Total	2,040.3	100	2,372.3	100	2,401.5	100	2,411.4	100	2,488.6	100

(Note) Repayments in FY2021 and 2022 amounted to ¥810.9 billion and ¥234.3 billion, respectively.

4 Outstandings

(Unit: billions of yen, %)

	FY2018		FY2019		FY2020		FY2021		FY2022	
	Total	Share	Total	Share	Total	Share	Total	Share	Total	Share
Loans										
Export Loans	1,133.5	7	1,178.8	8	1,144.9	7	1,186.0	7	1,119.5	6
Import Loans	460.8	3	313.8	2	169.2	1	229.6	1	509.8	3
Overseas Investment Loans	11,569.3	70	11,416.1	73	11,984.0	76	13,046.4	77	13,581.6	77
Untied Loans	534.3	3	298.6	2	303.4	2	349.8	2	442.5	3
Governmental Loans	26.5	0	24.6	0	23.5	0	22.4	0	20.3	0
Sub Total	13,724.6	83	13,232.1	85	13,625.2	87	14,834.4	88	15,673.9	89
Guarantees	2,493.3	15	2,120.9	14	1,838.3	12	1,724.8	10	1,537.6	9
Equity Participations	292.6	2	304.8	2	281.2	2	312.0	2	324.7	2
Total	16,510.6	100	15,657.9	100	15,744.8	100	16,871.3	100	17,536.2	100

2. Commitments

1 Export Loans by Industry

(Unit: billions of yen, %)

	FY2021			FY2022		
	Number	Total	Share	Number	Total	Share
Shipping	—	—	—	13	29.5	69
Telecommunication Equipment	—	—	—	1	11.6	27
Other Industrial Machinery and Equipment, etc.	3	60.8	100	1	1.8	4
Mining Equipment	2	0.5	1	—	—	—
Loading Machinery	—	—	—	1	1.8	4
Chemical Facilities	1	60.2	99	—	—	—
Total	3	60.8	100	15	42.9	100

2 Natural Resource Loans by Item

(Unit: billions of yen, %)

	FY2021			FY2022		
	Number	Total	Share	Number	Total	Share
Energy Resources	6	641.1	98	2	230.0	54
Petroleum	2	258.6	40	—	—	—
Natural Gas	4	382.5	59	2	230.0	54
Other Resources	3	12.4	2	4	199.7	46
Iron ore	—	—	—	1	132.2	31
Copper Ore and Concentrate	1	3.4	1	2	60.7	14
Wood, Wood Chips and Pulp	1	4.1	1	—	—	—
Other Metals	1	4.7	1	1	6.8	2
Total	9	653.5	100	6	429.7	100

3 Overseas Investment Loans by Industry (Excluding Natural Resource Loans)

(Unit: billions of yen, %)

	FY2021			FY2022		
	Number	Total	Share	Number	Total	Share
Manufacturing Industry	107	287.9	24	64	531.9	32
Food	3	0.4	0	3	0.4	0
Textiles	2	20.3	2	2	0.3	0
Lumber and Pulp	2	0.0	0	2	2.7	0
Printing	1	0.1	0	—	—	—
Chemicals	3	12.0	1	2	22.2	1
Petroleum and Coal Products	1	0.0	0	1	0.0	0
Ceramics, Stone and Clay	4	16.8	1	1	19.0	1
Iron and Non-ferrous Metal Products	22	24.5	2	15	435.7	26
Machinery	6	7.1	1	3	0.0	0
Electrical Machinery	5	144.9	12	1	0.0	0
Transport Equipment	24	28.4	2	14	26.1	2
Other Manufacturing Industries	34	32.9	3	20	25.1	2
Construction	4	0.1	0	2	32.0	2
Electric, Gas and Heat Supply and Water Service	4	82.9	7	8	364.6	22
Telecommunications	3	0.0	0	—	—	—
Transport and Postal Services	2	2.2	0	—	—	—
Commerce	20	359.9	31	4	0.2	0
Service Industry	10	106.1	9	12	586.9	36
Others (Note)	27	339.5	29	10	131.8	8
Total	177	1,178.9	100	100	1,647.7	100

(Note) "Others" includes two-step loans to regional financial institutions in Japan. JBIC supports the overseas operations of Japanese enterprises (especially SMEs) engaged in a diverse range of manufacturing and services, such as motor vehicles and parts, electrical and electronic equipment, machinery and metals, chemicals, and wholesale and retail businesses.

4 Commitments to Mid-tier Enterprises and SMEs to Support their Overseas Business Activities

(Unit: billions of yen, %)

	FY2021		FY2022	
	Number of Projects	Amount	Number of Projects	Amount
Loans to Mid-tier Enterprises and SMEs	111	15.9	64	9.8

(Notes) 1. In making loans to mid-tier enterprises and SMEs, JBIC applies favorable loan terms, such as interest rates.
2. In this table, an SMEs is defined to be, in principle, an incorporated firm or individual with capital of ¥300 million or less, or having permanent employees of 300 or less. A mid-tier enterprise is defined to be an incorporated firm with capital of less than ¥1 billion (and excludes an SMEs).

5 Guarantee Commitments by Purpose

(Unit: billions of yen, %)

	FY2021			FY2022		
	Number	Total	Share	Number	Total	Share
Guarantee for Import of Aircrafts	2	50.6	57	2	38.2	40
Guarantee for Others	7	38.4	43	10	56.9	60
Total	9	89.1	100	12	95.2	100

6 Loan and Guarantee Commitments by Region

A. Export Loan Commitments by Region

(Unit: billions of yen, %)

	FY2021			FY2022		
	Number	Total	Share	Number	Total	Share
Asia	—	—	—	13	39.2	91
East Asia	—	—	—	12	27.6	64
Central Asia and the Caucasus	—	—	—	1	11.6	27
Europe	3	60.8	100	—	—	—
Central and Eastern Europe and Russia	3	60.8	100	—	—	—
The Middle East	—	—	—	2	3.7	9
Total	3	60.8	100	15	42.9	100

B. Import Loan Commitments by Region

(Unit: billions of yen, %)

	FY2021			FY2022		
	Number	Total	Share	Number	Total	Share
The Middle East	1	239.0	100	—	—	—
Others	—	—	—	2	230.0	100
Total	1	239.0	100	2	230.0	100

C. Overseas Investment Loan Commitments by Region

(Unit: billions of yen, %)

	FY2021			FY2022		
	Number	Total	Share	Number	Total	Share
Asia	117	185.7	12	65	506.4	27
East Asia	20	10.5	1	12	1.7	0
Southeast Asia	92	153.0	10	50	46.5	3
South Asia	5	22.1	1	2	405.1	22
Central Asia and the Caucasus	—	—	—	1	53.0	3
Oceania	5	66.2	4	1	7.0	0
Europe	19	505.7	32	12	429.9	23
Central and Eastern Europe and Russia	2	228.5	14	3	5.6	0
Western Europe	17	277.2	17	9	424.3	23
The Middle East	—	—	—	2	174.7	9
Africa	—	—	—	3	79.6	4
Northern Africa	—	—	—	2	74.6	4
Sub-Saharan Africa	—	—	—	1	4.9	0
North America	29	777.6	49	13	448.0	24
Latin America and the Caribbean	15	57.9	4	8	201.6	11
Total	185	1,593.4	100	104	1,847.4	100

D. Untied Loan Commitments by Region

(Unit: billions of yen, %)

	FY2021			FY2022		
	Number	Total	Share	Number	Total	Share
Asia	—	—	—	6	52.8	69
Southeast Asia	—	—	—	2	26.4	35
South Asia	—	—	—	4	26.4	35
The Middle East	2	41.4	87	1	13.3	18
Latin America and the Caribbean	4	6.4	13	3	10.0	13
Total	6	47.8	100	10	76.2	100

E. Guarantee Commitments by Region

(Unit: billions of yen, %)

	FY2021			FY2022		
	Number	Total	Share	Number	Total	Share
Asia	5	0.6	1	8	37.5	39
Southeast Asia	5	0.6	1	4	20.3	21
South Asia	—	—	—	4	17.2	18
Oceania	—	—	—	1	6.7	7
Europe	1	26.2	29	1	26.5	28
Western Europe	1	26.2	29	1	26.5	28
The Middle East	2	37.7	42	1	12.7	13
North America	1	24.4	27	1	11.7	12
Total	9	89.1	100	12	95.2	100

F. Equity Participations by Region

(Unit: billions of yen, %)

	FY2021			FY2022		
	Number	Total	Share	Number	Total	Share
Asia	—	—	—	1	2.0	9
Southeast Asia	—	—	—	1	2.0	9
Europe	1	0.7	2	—	—	—
Western Europe	1	0.7	2	—	—	—
North America	2	18.1	52	1	13.3	57
Others	2	16.3	46	1	7.9	34
Total	5	35.2	100	3	23.3	100

7 Geographical Distribution of Loan and Equity Participation Commitments

(Unit: billions of yen)

Region / Country			FY2021		FY2022		Accumulated	
			Number	Total	Number	Total	Number	Total
Asia	East Asia	China	8	7.8	7	1.3	1,593	3,940.1
		Hong Kong	8	2.5	2	0.2	308	322.6
		Japan					1	0.2
		Republic of Korea	1	0.0	1	0.0	709	1,306.3
		Mongolia					8	7.2
		Others	3	0.1	2	0.0	1,036	518.2
		Sub Total	20	10.5	12	1.7	3,655	6,094.9
	Southeast Asia	Cambodia			1	0.1	7	0.6
		Indonesia	10	6.2	9	22.1	1,645	6,610.4
		Laos					9	25.0
		Malaysia	3	0.4	4	0.6	612	1,464.7
		Myanmar					75	225.2
		The Philippines	12	105.0	3	0.1	855	1,906.4
		Singapore	1	0.0	14	49.5	515	938.7
		Thailand	39	26.1	20	2.2	2,774	2,935.1
		Vietnam	27	15.1	14	27.8	318	870.6
		Others					40	259.0
		Sub Total	92	153.0	65	102.7	6,850	15,236.3
	South Asia	Bangladesh					11	136.3
		India	5	22.1	6	431.5	890	2,289.6
		Pakistan					290	298.3
		Sri Lanka					61	67.9
		Others					17	3.6
		Sub Total	5	22.1	6	431.5	1,269	2,795.9
	Central Asia and the Caucasus	Kazakhstan					25	301.8
		Turkmenistan					15	302.8
		Uzbekistan			2	64.6	17	176.0
Others						8	195.0	
Sub Total				2	64.6	65	975.7	
Total			117	185.7	85	600.7	11,839	25,102.9
Oceania	Australia	5	66.2	1	7.0	887	3,363.5	
	Fiji					8	14.2	
	Marshall Islands					1	1.4	
	New Zealand					147	176.8	
	Palau					2	1.7	
	Papua New Guinea					56	267.2	
	Others					44	23.4	
	Total	5	66.2	1	7.0	1,145	3,848.5	

(Unit: billions of yen)

Region / Country			FY2021		FY2022		Accumulated	
			Number	Total	Number	Total	Number	Total
Europe	Central and Eastern Europe and Russia	Hungary			1	2.7	37	156.8
		Romania			1	2.0	143	97.3
		Russia	5	289.4			140	2,005.6
		Ukraine			1	0.9	12	42.2
		Others					964	2,126.1
		Sub Total	5	289.4	3	5.6	1,296	4,428.2
	Western Europe	Belgium	1	1.5			30	161.5
		France			1	0.0	312	648.3
		Germany	3	2.1	2	16.9	304	521.2
		United Kingdom	8	197.8	1	45.1	584	2,680.3
		Iceland					5	8.2
		Ireland			4	355.7	54	1,223.7
		Italy	2	20.1			55	357.8
		Luxembourg					9	120.5
		Malta					4	18.7
		Netherlands	2	44.4	1	6.4	112	720.3
		Norway					249	462.4
		Spain					70	328.3
		Sweden	1	11.7			61	169.2
		Isle of Man					9	9.6
		Switzerland	1	0.0			93	416.0
		Others					722	656.2
		Sub Total	18	277.9	9	424.3	2,673	8,502.9
		Total	23	567.4	12	429.9	3,969	12,931.2
		The Middle East	Bahrain					8
	Iraq						23	252.2
	Jordan						29	89.1
Kuwait						25	264.1	
Oman						28	296.4	
Qatar						39	930.3	
Saudi Arabia	1		27.7	1	13.3	85	1,098.2	
Turkey	1		13.6	3	14.2	208	864.2	
United Arab Emirates	1		239.0	1	164.1	82	2,759.8	
Yemen						11	35.8	
Others						305	1,238.9	
Total	3	280.4	5	191.8	843	7,945.1		

(Unit: billions of yen)

Region / Country			FY2021		FY2022		Accumulated	
			Number	Total	Number	Total	Number	Total
Africa	Northern Africa	Egypt			2	74.6	187	336.9
		Morocco					11	150.3
		Others					367	1,079.9
		Sub Total	—	—	2	74.6	565	1,567.3
	Sub-Saharan Africa	Angola					34	135.1
		Ghana					25	59.7
		Madagascar					9	102.5
		Mozambique					22	481.1
		Senegal			1	4.9	2	5.2
		Seychelles					2	1.2
		South Africa					118	339.6
		Tanzania					21	32.2
		Uganda					7	8.7
		Others					1,581	2,057.2
		Sub Total	—	—	1	4.9	1,821	3,223.0
		Total	—	—	3	79.6	2,386	4,790.3
	North America	Canada	4	140.2	3	59.8	336	964.2
		United States	27	655.5	11	401.5	2,780	10,612.9
		Total	31	795.8	14	461.3	3,116	11,577.1
	Latin America and the Caribbean	Argentina					273	567.4
the Bahamas						22	67.7	
Brazil		8	42.1	2	132.3	1,977	3,707.2	
British Virgin Islands						4	345.0	
Cayman Islands						6	163.8	
Chile				2	60.7	167	1,657.7	
Ecuador						33	81.9	
Panama						286	418.2	
Peru		1	3.4			115	546.3	
Trinidad and Tobago						8	83.9	
Mexico		6	12.3	7	18.5	880	2,364.3	
Uruguay		4	6.4			17	21.8	
Venezuela						81	661.8	
Others						377	661.7	
Total	19	64.3	11	211.6	4,246	11,349.3		
International Organizations, etc.	Total	—	—	—	—	61	1,239.3	
Others^(Note)	Total	2	16.3	3	237.9	122	2,248.1	
Grand Total			200	1,976.4	134	2,220.0	27,727	81,032.2

(Note) Others: Loans for crossborder projects, etc.

3. Outstandings

1 Outstandings by Purpose of Financing

(Unit: billions of yen, %)

	FY2021		FY2022	
	Total	Share	Total	Share
Loans				
Export Loans	1,186.0	7	1,119.5	6
Shipping	143.6	1	131.6	1
Plant	1,042.1	6	987.8	6
Technical Service	0.1	0	0.1	0
Import Loans	229.6	1	509.8	3
Natural Resources	229.6	1	509.8	3
Overseas Investment Loans	13,046.4	77	13,581.6	77
Natural Resources	4,144.5	25	4,033.9	23
Others	8,901.9	53	9,547.6	54
Untied Loans	349.8	2	442.5	3
Governmental Loans	22.4	0	20.3	0
Sub Total	14,834.4	88	15,673.9	89
Guarantees	1,724.8	10	1,537.6	9
Equity Participations	312.0	2	324.7	2
Total	16,871.3	100	17,536.2	100

2 Guarantee Outstandings by Purpose

(Unit: billions of yen, %)

	FY2021		FY2022	
	Total	Share	Total	Share
Guarantee for Samurai Bonds	792.4	46	622.4	40
Guarantee for Import of Aircrafts	467.7	27	439.6	29
Guarantee for Others	464.7	27	475.6	31
Total	1,724.8	100	1,537.6	100

3 Geographical Distribution of Loan and Equity Participation Outstandings

(As of March 31, 2023; billions of yen)

Region / Country		Number	Total	
Asia	East Asia	China	51	58.1
		Hong Kong	38	18.7
		Japan	1	0.2
		Republic of Korea	10	25.9
		Mongolia	4	1.5
		Others	7	0.2
		Sub Total	111	104.9
	Southeast Asia	Cambodia	4	0.2
		Indonesia	82	1,036.0
		Laos	6	27.2
		Malaysia	13	153.1
		Myanmar	12	8.9
		The Philippines	34	194.6
		Singapore	29	113.0
		Thailand	203	226.6
		Vietnam	134	525.0
			Sub Total	517
	South Asia	Bangladesh	4	104.2
		India	52	718.7
		Pakistan	15	33.8
		Sri Lanka	1	1.4
		Sub Total	72	858.4
Central Asia and the Caucasus	Kazakhstan	3	61.2	
	Turkmenistan	8	207.6	
	Uzbekistan	3	43.1	
		Sub Total	14	312.0
	Total	714	3,560.3	
Oceania	Australia	46	986.5	
	Fiji	1	11.7	
	Marshall Islands	1	0.6	
	New Zealand	2	40.0	
	Palau	1	0.5	
	Papua New Guinea	5	148.6	
		Total	56	1,188.1
Europe	Central and Eastern Europe and Russia	Serbia	2	2.0
		Moldova	1	0.9
		Russia	9	198.4
			Sub Total	12
	Western Europe	Belgium	1	1.7
		France	3	7.7
		Germany	12	35.5
		United Kingdom	53	909.5
		Iceland	1	3.4
		Ireland	8	614.3
		Italy	14	303.8
		Luxembourg	5	92.2
		Malta	1	5.1
		Netherlands	19	192.4
		Norway	3	14.8
		Spain	6	181.5
		Sweden	5	45.4
		Isle of Man	9	5.1
		Switzerland	7	347.3
			Sub Total	147
	Total	159	2,961.7	

(As of March 31, 2023; billions of yen)

Region / Country		Number	Total	
The Middle East	Bahrain	1	22.2	
	Iraq	3	35.0	
	Jordan	2	11.6	
	Kuwait	3	98.2	
	Oman	2	51.4	
	Qatar	6	425.1	
	Saudi Arabia	9	297.8	
	Turkey	22	159.3	
	United Arab Emirates	18	885.5	
	Yemen	1	7.7	
	Total	67	1,994.3	
Africa	Northern Africa	Egypt	3	65.9
		Morocco	4	94.6
Sub Total		7	160.6	
	Sub-Saharan Africa	Angola	31	46.9
		Ghana	1	27.8
		Madagascar	2	51.6
		Mozambique	2	69.9
		Senegal	1	4.7
		Seychelles	1	0.2
		South Africa	4	14.2
		Tanzania	5	18.3
		Uganda	1	5.2
		Sub Total	48	239.3
	Total	55	399.9	
North America	Canada	9	227.8	
	United States	153	3,264.7	
	Total	162	3,492.5	
Latin America and the Caribbean	Argentina	3	40.2	
	the Bahamas	2	8.2	
	Brazil	31	457.2	
	British Virgin Islands	1	342.6	
	Cayman Islands	1	80.1	
	Chile	15	602.6	
	Ecuador	2	3.8	
	Panama	3	21.7	
	Peru	4	107.6	
	Trinidad and Tobago	1	47.6	
	Mexico	51	140.4	
	Uruguay	4	6.4	
	Venezuela	5	212.5	
	Total	123	2,071.3	
	International Organizations, etc.	Total	4	13.6
Others^(Note)	Total	24	316.5	
	Grand Total	1,364	15,998.6	

(Note) Others: Loans for crossborder projects, etc.

4. Others

1 Major Buyer's Credit Commitments (FY2022)

Region/Country	Project/Transaction	Borrower	Amount
Uzbekistan	Export of telecommunications infrastructure-related equipment	JSC Uzbektelecom	¥11,625 million

(Note) A buyer's credit is a direct loan to a foreign importer to finance the import of machinery and equipment from Japanese firms.

2 Untied Loan Commitments (FY2022)

Region / Country	Project / Transaction	Borrower	Amount
Indonesia	Renewable Energy Projects	PT Pertamina (Persero)	US\$ 30 million ⁽¹⁾
Vietnam	Renewable Energy Projects	Joint Stock Commercial Bank for Foreign Trade of Vietnam	US\$ 165 million ⁽¹⁾
India	Supporting the Health Sector	Export-Import Bank of India	US\$ 60 million ⁽¹⁾
India	Waste-to-Energy Projects	POWER FINANCE CORPORATION LIMITED	¥1,590 million ⁽¹⁾
India	Solar Power Generation Projects	SJVN Limited	¥9 billion ⁽¹⁾
India	Enhancement of Supply Chain Resilience of Japanese Construction Equipment Manufacturers	IndusInd Bank Limited	US\$ 60 million ⁽¹⁾
Saudi Arabia	Saudi Arabia-Egypt Electricity Interconnector Project	SAUDI ELECTRICITY COMPANY	Approx. US\$ 103 million ⁽¹⁾
Mexico	Partial acquisition of publicly offered Samurai bonds (SDG Bonds)	the Government of Mexico	—

(Notes) 1. The figures denote loan commitments made by JBIC. Apart from them, JBIC has provided guarantees to the portion co-financed by private financial institutions.

3 Debt Rescheduling Based on Paris Club Agreements (FY2022)

Country	Date of Paris Club Agreement	Date JBIC signed Rescheduling Agreement	Rescheduled Amount
Pakistan	2020.12.22	2022.7.11	¥2,725 million
Pakistan	2021.9.24	2023.2.24	¥2,888 million
Angola	2020.8.31	2022.6.15	¥3,373 million
Angola	2020.8.31	2022.6.15	US\$ 42,129 thousand
Angola	2021.1.7	2022.12.15	¥2,242 million
Angola	2021.1.7	2022.12.15	US\$ 41,088 thousand
Tanzania	2020.10.23	2022.6.14	US\$ 18,518 thousand
Tanzania	2021.9.24	2022.12.15	US\$ 18,331 thousand

(Note) The Paris Club is an informal group of official creditors whose role is to find coordinated and sustainable solutions to the payment difficulties experienced by debtor nations. Since the first meeting took place in 1956 to resolve the debt problem of Argentina, the meeting has been held in Paris, with the French Treasury acting as its secretariat. Hence, it has come to be called the Paris Club. This table lists all the debt rescheduling agreements JBIC signed with debtor countries during FY2022 based on inter-governmental agreements at the Paris Club.

5. Standard Loan Conditions

Standard loan conditions are shown below. Loan Interest rates are linked to the funding cost of JBIC, including the rate on borrowings from the Fiscal Loan Fund Special Account, and thus they are subject to changes in conditions of the financial market. A loan applicant should make an inquiry at the relevant loan department for specific loan conditions.⁽¹⁾

1— Standard Interest Rates

(As of September 1, 2023)

Type of Loans	Standard Interest Rate	Percentage of Loan Provided by JBIC
Export Loans	<ul style="list-style-type: none"> ■ Japanese yen ■ Fixed at commitment (Yen CIRR)^{(2) (7)} <ul style="list-style-type: none"> • Three-year CIRR: 0.97% • Four-year CIRR: 1.01% • Five-year CIRR: 1.11% • Six-year CIRR: 1.18% • Seven-year CIRR: 1.25% • Eight-year CIRR: 1.34% • Nine-year CIRR: 1.40% • Ten-year CIRR: 1.48% ■ Fixed at tenders^{(2) (7)} <ul style="list-style-type: none"> • Add cost based on interest rate fixed term 	60% limit
Import Loans / Overseas Investment Loans / Untied Loans / (Natural Resources / International Competitiveness) ⁽¹⁾	<ul style="list-style-type: none"> ■ Japanese yen⁽³⁾ <ul style="list-style-type: none"> • 0.7875%^{(5) (6)} ■ Foreign Currency⁽⁴⁾ <ul style="list-style-type: none"> • SOFR compound in arrears + 0.7875%^{(5) (6)} • Term SOFR + 0.7875%^{(5) (6)} 	60% limit ⁽⁸⁾

- (Notes)
1. SMEs are eligible for preferential interest rates and other favorable loan conditions.
 2. Synthetic rate based on interest rates charged by JBIC and cofinancing institutions.
 3. Interest rates on loans in Japanese yen are determined based on specific loan periods and the amortization schedule. The interest rate shown in the table is a reference rate for a 10-year loan with lump-sum repayment upon maturity. Please make an inquiry at the relevant department for interest rate on specific conditions.
 4. Interest rates on loans in foreign currencies are linked to SOFR compound in arrears, 6-month Term SOFR. Please contact the relevant loan department for loans in foreign currencies other than US dollars.
 5. Special interest rates will be applied based on policy implication such as contribution to "Promoting overseas development and acquisition of strategically important natural resources to Japan" or "Maintaining and improving the international competitiveness of Japanese industries."
 6. For loans in both Japanese yen and foreign currencies, premiums commensurate with the risk will be added based on the customer's creditworthiness, collateral/guarantees and the financing scheme etc. Also, adjustment of the premium may be required based on financial market conditions.
 7. The applicable CIRR years is determined based on the OECD Official Export Credit Arrangement. An OECD buyer's premium based on the OECD Official Export Credit Arrangement is added to such CIRR. For more information on foreign currency loans, please contact JBIC for details.
 8. 70% limit for resource-related (import and overseas investment) loans.

2— Loan Maturity

The loan maturity for each loan will be determined by taking account of cash flows generated by each project.

3— Collateral, Guarantee

Collaterals and guarantees are determined in consultation with the clients.

6. Breakdown of Countries and Regions

(As of July 1, 2023)

Regions		Countries
Asia	East Asia	China, Hong Kong, Democratic People's Republic of Korea, Republic of Korea, Macao, Mongolia, Taiwan
	Southeast Asia	Brunei Darussalam, Cambodia, East Timor, Indonesia, Laos, Malaysia, Myanmar, The Philippines, Singapore, Thailand, Vietnam
	South Asia	Afghanistan, Bangladesh, Bhutan, India, Maldives, Nepal, Pakistan, Sri Lanka
	Central Asia and the Caucasus	Armenia, Azerbaijan, Georgia, Kazakhstan, Kyrgyz, Tajikistan, Turkmenistan, Uzbekistan
Oceania	Australia, Cook Islands, Fiji, Kiribati, Marshall Islands, Micronesia, Nauru, New Caledonia, New Zealand, North Mariana Islands, Palau, Papua New Guinea, Samoa, Solomon Islands, Tonga, Tuvalu, Vanuatu, Niue	
Europe	Central and Eastern Europe and Russia	Albania, Belarus, Bosnia and Herzegovina, Bulgaria, Croatia, Czech Republic, Estonia, Hungary, Latvia, Lithuania, Macedonia, Serbia, Montenegro, Moldova, Poland, Romania, Russia, Slovakia, Slovenia, Ukraine, Kosovo
	Western Europe	Andorra, Austria, Belgium, Cyprus, Denmark, Finland, France, Germany, United Kingdom (U.K.), Greece, Iceland, Ireland, Italy, Liechtenstein, Luxembourg, Malta, Monaco, Netherlands, Norway, Portugal, San Marino, Spain, Sweden, Switzerland, Vatican, Guernsey, Jersey
The Middle East	Bahrain, Iran, Iraq, Israel, Jordan, Kuwait, Lebanon, Oman, West Bank and Gaza Strip, Qatar, Saudi Arabia, Syria, Turkey, United Arab Emirates (UAE), Yemen	
Africa	Northern Africa	Algeria, Egypt, Libya, Morocco, Tunisia
	Sub-Saharan Africa	Angola, Benin, Botswana, Burkina Faso, Burundi, Cameroon, Cape Verde, Central African Republic, Chad, Comoros, Democratic Republic of the Congo, Congo, Cote d'Ivoire, Djibouti, Equatorial Guinea, Ethiopia, Gabon, Gambia, Ghana, Guinea, Guinea-Bissau, Kenya, Lesotho, Liberia, Madagascar, Malawi, Mali, Mauritania, Mauritius, Mozambique, Namibia, Niger, Nigeria, Rwanda, Sao Tome and Principe, Senegal, Seychelles, Sierra Leone, Somalia, South Africa, Sudan, Swaziland, Tanzania, Togo, Uganda, Zambia, Zimbabwe, Eritrea, South Sudan
North America	Canada, United States (U.S.)	
Latin America and the Caribbean	Antigua and Barbuda, Argentina, The Bahamas, Barbados, Belize, Bermuda Islands, Bolivia, Brazil, British Virgin Islands, Cayman Islands, Chile, Colombia, Costa Rica, Cuba, Commonwealth of Dominica, Dominican Republic, Ecuador, El Salvador, Grenada, Guatemala, Guyana, Haiti, Honduras, Jamaica, Nicaragua, Panama, Paraguay, Peru, Puerto Rico, Saint Christopher and Nevis, Saint Lucia, St. Vincent and the Grenadines, Suriname, Trinidad and Tobago, Mexico, United States Virgin Islands, Uruguay, Venezuela, Curacao	
International Organizations, etc.	International Monetary Fund (IMF), International Bank for Reconstruction and Development (IBRD), International Finance Corporation (IFC), Asian Development Bank (ADB), Inter-American Development Bank (IDB), African Development Bank (AfDB), European Bank for Reconstruction and Development (EBRD), Banco Centroamericano de Integración Económica (BCIE), Corporación Andina de Fomento (CAF), East African Development Bank (EADB), Eastern and Southern African Trade and Development Bank (TDB), African Export-Import Bank (Afreximbank), Islamic Development Bank (IsDB), European Investment Bank (EIB), Caribbean Development Bank (CDB), etc.	
Others	Two-step loans to regional financial institutions in Japan and loans for crossborder projects, etc.	

2. Financial Statements

1. Statutory Financial Statements	18
1. Consolidated Financial Statements	18
Consolidated Balance Sheets	18
Consolidated Statements of Operations	20
Consolidated Statements of Comprehensive Income	20
Consolidated Statements of Changes in Net Assets	21
Consolidated Statements of Cash Flows	24
Notes to Consolidated Financial Statements	25
(Supplementary Information)	
Financial Statements for Each Operation	60
2. Composition of Liabilities and Net Assets	67
3. The Average Balance of Interest-earning Assets and Interest-bearing Liabilities, Interest and Earning Yields	69
4. Breakdown of Operating Expenses	70
5. Balance of Due from Banks, Receivables under Resale Agreements and Securities — Application of Surplus Funds	71
6. Information on Derivatives Transactions	72
7. Yield / Interest Rate	73
8. Loans Outstanding per Employee	73
9. Loans Outstanding by Industry	74
10. Write-off of Loans	74
11. Assets in Foreign Currencies (Loans and Equity Participation)	75
12. Administrative Expense Ratio	76
13. Balance of Loans / Borrowings, Bonds and Notes by Maturity	77
14. Information on the Quality of Assets	78
Consolidated Financial Statements in Accordance with International Financial Reporting Standards (IFRS) for Reference Only	80

1. Statutory Financial Statements

Overview of Accounting

1. The consolidated financial statements of the Bank are prepared based on the Ordinance on Terminology, Forms and Preparation Methods of Consolidated Financial Statements (Ordinance of the Ministry of Finance No. 28 of 1976). Moreover, its assets and liabilities are classified, also on a consolidated basis, pursuant to the Ordinance on the Accounting Practices to Be Observed by Japan Bank for International Cooperation (Ordinance of the Ministry of Finance No. 15 of 2012), while revenues and expenditures are reported on the same basis, in compliance with the latter Ordinance.
2. The non-consolidated financial statements of the Bank are prepared based on the Ordinance on Terminology, Forms and Preparation Methods of Consolidated Financial Statements (Ordinance of the Ministry of Finance No.

59 of 1963). Furthermore, its assets and liabilities basis are classified, on a stand-alone basis, pursuant to the Ordinance on the Accounting Practices to Be Observed by Japan Bank for International Cooperation (Ordinance of the Ministry of Finance No. 15 of 2012) while non-consolidated revenues and expenditures are reported in compliance with the latter Ordinance.

3. Pursuant to provisions of Article 193-2, paragraph (1) of the Financial Instruments and Exchange Act, audit certification has been made by Ernst & Young ShinNihon LLC for the Bank's consolidated financial statements for the fiscal year under review (from April 1, 2022, to March 31, 2023) as well as non-consolidated financial statements for the business year under review (from April 1, 2022, to March 31, 2023).

1. Consolidated Financial Statements

■ Consolidated Balance Sheets

	As of March 31, 2022 (In millions of yen)	As of March 31, 2023 (In millions of yen)	As of March 31, 2023 (In millions of U.S. dollars)
Assets:			
Cash and due from banks	¥ 1,451,153	¥ 2,193,775	\$ 16,429
Securities Note 7	328,053	347,087	2,599
Loans and bills discounted Note 8	14,759,174	15,587,788	116,736
Other assets Note 8	602,264	866,306	6,488
Derivative financial instruments	20,270	31,287	234
Cash collateral paid for financial instruments	527,100	651,110	4,876
Other	54,894	183,908	1,378
Property, plant and equipment Note 10	29,229	30,730	230
Buildings	3,714	3,682	28
Land	24,311	24,311	182
Construction in progress	221	1,869	14
Other	981	866	6
Intangible assets	9,170	8,461	63
Software	9,170	8,461	63
Customers' liabilities for acceptances and guarantees Note 8	1,721,217	1,534,258	11,490
Allowance for loan losses	(470,834)	(410,526)	(3,074)
Total assets	¥ 18,429,429	¥ 20,157,883	\$ 150,961

	As of March 31, 2022 (In millions of yen)	As of March 31, 2023 (In millions of yen)	As of March 31, 2023 (In millions of U.S. dollars)
Liabilities:			
Borrowed money	¥ 7,554,208	¥ 8,513,677	\$ 63,759
Bonds payable Note 9	5,634,984	6,191,755	46,370
Other liabilities	609,336	962,446	7,207
Derivative financial instruments	482,548	719,364	5,387
Cash collateral received for financial instruments	18,610	30,860	231
Other	108,177	212,221	1,589
Provision for bonuses	597	614	4
Provision for directors' bonuses	9	10	0
Net defined benefit liability	6,056	5,690	43
Provision for directors' retirement benefits	51	37	0
Acceptances and guarantees	1,721,217	1,534,258	11,490
Total liabilities	¥ 15,526,462	¥ 17,208,488	\$ 128,873
Net assets:			
Capital stock	¥ 2,023,800	¥ 2,108,800	\$ 15,793
Retained earnings	976,953	1,126,210	8,434
Total shareholder's equity	3,000,753	3,235,010	24,227
Valuation difference on available-for-sale securities	16,084	25,300	189
Deferred gains (losses) on hedges	(116,730)	(323,123)	(2,420)
Foreign currency translation adjustment	2,508	11,923	90
Total accumulated other comprehensive income (loss)	(98,136)	(285,899)	(2,141)
Non-controlling interests	350	283	2
Total net assets	¥ 2,902,967	¥ 2,949,394	\$ 22,088
Total liabilities and net assets	¥ 18,429,429	¥ 20,157,883	\$ 150,961

■ Consolidated Statements of Operations

	For the year ended March 31, 2022 (In millions of yen)	For the year ended March 31, 2023 (In millions of yen)	For the year ended March 31, 2023 (In millions of U.S. dollars)
Ordinary income	¥ 313,480	¥ 659,923	\$ 4,942
Interest income	227,973	570,567	4,273
Interest on loans and discounts	173,933	552,609	4,139
Interest and dividends on securities	963	1,613	12
Interest on deposits with banks	1,920	16,332	122
Interest on interest rate swaps	51,128	—	—
Other interest income	27	11	0
Fees and commissions	26,100	22,746	170
Other ordinary income	31,416	44,744	335
Gain on foreign exchange transactions	31,416	38,062	285
Other	—	6,682	50
Other income	27,989	21,865	164
Reversal of allowance for loan losses	—	19,352	145
Recoveries of written-off claims	6,673	—	—
Other	21,315	2,512	19
	Note 12		
Ordinary expenses	296,089	503,404	3,770
Interest expense	135,363	460,022	3,445
Interest on borrowed money and rediscounts	21,107	186,866	1,399
Interest on bonds	114,152	143,229	1,073
Interest on interest rate swaps	—	127,876	958
Other interest expense	102	2,048	15
Fees and commissions payments	3,492	3,799	28
Other ordinary expenses	1,988	2,111	16
General and administrative expenses	21,713	24,382	183
Other expenses	133,531	13,088	98
Provision of allowance for loan losses	130,992	—	—
Other	2,538	13,088	98
	Note 13		
Ordinary profit	17,391	156,518	1,172
Extraordinary income	4	13	0
Gain on disposal of noncurrent assets	4	13	0
Extraordinary loss	0	0	0
Loss on disposal of noncurrent assets	0	0	0
Net income before income taxes	17,394	156,532	1,172
Income taxes – current	48	13	0
Total income taxes	48	13	0
Net income	17,345	156,518	1,172
Net income (loss) attributable to non-controlling interests	46	(66)	(1)
Net income attributable to owner of parent	¥ 17,299	¥ 156,585	\$ 1,173

■ Consolidated Statements of Comprehensive Income

	For the year ended March 31, 2022 (In millions of yen)	For the year ended March 31, 2023 (In millions of yen)	For the year ended March 31, 2023 (In millions of U.S. dollars)
Net income	¥ 17,345	¥ 156,518	\$ 1,172
Other comprehensive income (loss)	(193,007)	(187,762)	(1,406)
	Note 14		
Valuation difference on available-for-sale securities	13,996	9,215	69
Deferred gains (losses) on hedges	(211,584)	(206,393)	(1,546)
Foreign currency translation adjustment	1,896	4,656	35
Share of other comprehensive income (loss) of equity method investments	2,684	4,758	36
Comprehensive income (loss)	¥ (175,661)	¥ (31,243)	\$ (234)
(Comprehensive income (loss) attributable to)			
Owner of parent	(175,708)	(31,177)	(233)
Non-controlling interests	46	(66)	(1)

■ Consolidated Statements of Changes in Net Assets

From April 1, 2021 to March 31, 2022

(In millions of yen)

	Shareholder's equity		
	Capital stock	Retained earnings	Total shareholder's equity
Balance at April 1, 2021	¥ 1,963,800	¥ 981,523	¥ 2,945,323
Cumulative effects of changes in accounting policies			—
Restated balance	1,963,800	981,523	2,945,323
Changes during the period			
Issuance of new shares	60,000		60,000
Payment to National Treasury		(21,868)	(21,868)
Net income attributable to owner of parent		17,299	17,299
Net changes of items other than shareholder's equity			
Total changes during the period	60,000	(4,569)	55,430
Balance at March 31, 2022	¥ 2,023,800	¥ 976,953	¥ 3,000,753

(In millions of yen)

	Accumulated other comprehensive income (loss)				Non-controlling interests	Total net assets
	Valuation difference on available-for-sale securities	Deferred gains or losses on hedges	Foreign currency translation adjustment	Total accumulated other comprehensive income (loss)		
Balance at April 1, 2021	¥ 2,088	¥ 95,238	¥ (2,072)	¥ 95,254	¥ 318	¥ 3,040,896
Cumulative effects of changes in accounting policies		(384)		(384)		(384)
Restated balance	2,088	94,854	(2,072)	94,870	318	3,040,512
Changes during the period						
Issuance of new shares						60,000
Payment to National Treasury						(21,868)
Net income attributable to owner of parent						17,299
Net changes of items other than shareholder's equity	13,996	(211,584)	4,581	(193,007)	32	(192,975)
Total changes during the period	13,996	(211,584)	4,581	(193,007)	32	(137,545)
Balance at March 31, 2022	¥ 16,084	¥ (116,730)	¥ 2,508	¥ (98,136)	¥ 350	¥ 2,902,967

From April 1, 2022 to March 31, 2023

(In millions of yen)

	Shareholder's equity		
	Capital stock	Retained earnings	Total shareholder's equity
Balance at April 1, 2022	¥ 2,023,800	¥ 976,953	¥ 3,000,753
Changes during period			
Issuance of new shares	85,000		85,000
Payment to National Treasury		(7,329)	(7,329)
Net income attributable to owner of parent		156,585	156,585
Change in scope of equity method			—
Net changes of items other than shareholder's equity			
Total changes during period	85,000	149,256	234,256
Balance at March 31, 2023	¥ 2,108,800	¥ 1,126,210	¥ 3,235,010

(In millions of yen)

	Accumulated other comprehensive income (loss)				Non-controlling interests	Total net assets
	Valuation difference on available-for-sale securities	Deferred gains (losses) on hedges	Foreign currency translation adjustment	Total accumulated other comprehensive income (loss)		
Balance at April 1, 2022	¥ 16,084	¥ (116,730)	¥ 2,508	¥ (98,136)	¥ 350	¥ 2,902,967
Changes during period						
Issuance of new shares						85,000
Payment to National Treasury						(7,329)
Net income attributable to owner of parent						156,585
Change in scope of equity method			111	111		111
Net changes of items other than shareholder's equity	9,215	(206,393)	9,303	(187,874)	(66)	(187,940)
Total changes during period	9,215	(206,393)	9,415	(187,762)	(66)	46,427
Balance at March 31, 2023	¥ 25,300	¥ (323,123)	¥ 11,923	¥ (285,899)	¥ 283	¥ 2,949,394

From April 1, 2022 to March 31, 2023

(In millions of U.S. dollars)

	Shareholder's equity		
	Capital stock	Retained earnings	Total shareholder's equity
Balance at April 1, 2022	\$ 15,156	\$ 7,316	\$ 22,472
Changes during period			
Issuance of new shares	637		637
Payment to National Treasury		(55)	(55)
Net income attributable to owner of parent		1,173	1,173
Change in scope of equity method			
Net changes of items other than shareholder's equity			
Total changes during period	637	1,118	1,755
Balance at March 31, 2023	\$ 15,793	\$ 8,434	\$ 24,227

(In millions of U.S. dollars)

	Accumulated other comprehensive income (loss)				Non-controlling interests	Total net assets
	Valuation difference on available-for-sale securities	Deferred gains (losses) on hedges	Foreign currency translation adjustment	Total accumulated other comprehensive income (loss)		
Balance at April 1, 2022	\$ 120	\$ (874)	\$ 19	\$ (735)	\$ 3	\$ 21,740
Changes during period						
Issuance of new shares						637
Payment to National Treasury						(55)
Net income attributable to owner of parent						1,173
Change in scope of equity method			1	1		1
Net changes of items other than shareholder's equity	69	(1,546)	70	(1,407)	(1)	(1,408)
Total changes during period	69	(1,546)	71	(1,406)	(1)	348
Balance at March 31, 2023	\$ 189	\$ (2,420)	\$ 90	\$ (2,141)	\$ 2	\$ 22,088

■ Consolidated Statements of Cash Flows

	For the year ended March 31, 2022 (In millions of yen)	For the year ended March 31, 2023 (In millions of yen)	For the year ended March 31, 2023 (In millions of U.S. dollars)
Cash flows from operating activities			
Net income before income taxes	¥ 17,394	¥ 156,532	\$ 1,172
Depreciation and amortization	3,067	3,445	26
Losses (profits) of equity method investments	(1,483)	(2,058)	(15)
Increase (decrease) in allowance for loan losses	130,992	(60,308)	(452)
Increase (decrease) in provision for bonuses	11	16	0
Increase (decrease) in provision for directors' bonuses	(0)	0	0
Increase (decrease) in net defined benefit liability	(281)	(366)	(3)
Increase (decrease) in provision for directors' retirement benefits	4	(14)	(0)
Interest income	(227,973)	(570,567)	(4,273)
Interest expense	135,363	460,022	3,445
Losses (gains) related to securities	(17,089)	12,902	97
Foreign exchange losses (gains)	(1,442)	(4,567)	(34)
Losses (gains) on disposal of noncurrent assets	(3)	(13)	(0)
Net decrease (increase) in derivative financial instruments (assets)	86,623	(11,017)	(83)
Net increase (decrease) in derivative financial instruments (liabilities)	349,404	236,815	1,773
Net decrease (increase) in loans and bills discounted	(1,202,359)	(828,614)	(6,205)
Net increase (decrease) in borrowed money	902,887	959,468	7,185
Net decrease (increase) in deposits (excluding deposits paid to Bank of Japan)	(270,593)	(264,654)	(1,982)
Net decrease (increase) in cash collateral paid for financial instruments	(420,450)	(124,010)	(929)
Net increase (decrease) in cash collateral received for financial instruments	(109,000)	12,250	92
Increase (decrease) in straight bonds-issuance and redemption	667,555	553,742	4,147
Interest received	223,946	441,625	3,307
Interest paid	(127,193)	(388,716)	(2,911)
Other	(205,444)	(170,482)	(1,276)
Subtotal	(66,064)	411,430	3,081
Income taxes paid	(45)	(49)	(0)
Net cash provided by (used in) operating activities	(66,110)	411,380	3,081
Cash flows from investing activities			
Purchase of securities	(43,434)	(28,629)	(214)
Proceeds from sales of securities	26,169	21,785	163
Purchase of property, plant and equipment	(786)	(2,192)	(17)
Proceeds from sales of property, plant and equipment	3	16	0
Purchase of intangible assets	(7,363)	(2,045)	(15)
Net cash provided by (used in) investing activities	(25,412)	(11,064)	(83)
Cash flows from financing activities			
Proceeds from issuance of new shares	60,000	85,000	637
Dividends paid to non-controlling interests	(14)	—	—
Payment to National Treasury	(21,868)	(7,329)	(55)
Net cash provided by (used in) financing activities	38,116	77,670	582
Effect of exchange rate change on cash and cash equivalents	—	—	—
Net increase (decrease) in cash and cash equivalents	(53,405)	477,986	3,580
Cash and cash equivalents at beginning of period	781,277	727,871	5,451
Cash and cash equivalents at end of period	¥ 727,871	¥ 1,205,858	\$ 9,031

Note 16

■ Notes to Consolidated Financial Statements

1. Basis of presentation

The accompanying consolidated financial statements have been prepared from the accounting records maintained by Japan Bank for International Cooperation (“JBIC”) and its subsidiaries (the “JBIC Group”) in accordance with the accounting principles and practices generally accepted in Japan, which are different in certain respects as to the application and disclosure requirements of International Financial Reporting Standards (“IFRS”).

The amounts indicated in millions of yen are rounded down by omitting figures less than one million. As a result, the totals in yen do not necessarily agree with the sum of the individual amounts. Items less than 1 million yen are presented as “0” and items whose balance is nil is presented as “-”.

Amounts in U.S. dollars are presented solely for the convenience of readers outside Japan. The rate of ¥133.53=\$1.00, the foreign exchange rate on March 31, 2023, has been used in translations. The presentation of such amounts is not intended to imply that Japanese yen has been or could be readily converted, realized, or settled in U.S. dollars at the aforementioned rate or any other rates.

2. Scope of consolidation

(a) Consolidated subsidiaries

The number of consolidated subsidiaries is two.

Company names: JBIC IG Partners

Russia-Japan Investment Fund, L.P.

(b) Unconsolidated subsidiaries

There are no applicable subsidiaries.

(c) Other company whose majority of voting rights is owned by JBIC on its own account but which is not determined to be its subsidiary

Company name: RJIF GP2 Limited

(Reason for determining not to be a subsidiary)

JBIC has determined that RJIF GP2 Limited is not a subsidiary because, while JBIC indirectly owns a majority of voting rights of RJIF Management Limited through JBIC IG Partners, which is its consolidated subsidiary, JBIC needs to obtain agreement from the other JV company for making decisions on significant financial and business policies.

3. Application of the equity method

(a) Unconsolidated subsidiaries accounted for using the equity method

There are no applicable subsidiaries.

(b) Affiliates accounted for using the equity method

The number of affiliates accounted for using the equity method is three.

Company names: IFC Capitalization (Equity) Fund, L.P.

IFC Capitalization (Subordinated Debt) Fund, L.P.

JB Nordic Fund I SCSp

(Change in scope of equity method)

JB Nordic Fund I SCSp is included in the scope of affiliates accounted for using the equity method from the current fiscal year as its materiality has increased.

(c) Unconsolidated subsidiaries that are not accounted for using the equity method

There are no applicable subsidiaries.

(d) **Affiliates that are not accounted for using the equity method**

Major company names: Credit Guarantee and Investment Facility
RJIF GP2 Limited

These companies were not included in the scope of the equity method primarily because they do not have significant impacts on the consolidated financial statements in respect of any of the following items: Net income (the amount proportionate to the share of net income of such companies), Retained earnings (the amount proportionate to the share of retained earnings of such companies) and Accumulated other comprehensive income (loss) (the amount proportionate to the share of other comprehensive income (loss) of such companies).

4. **Balance sheet dates of consolidated subsidiaries**

The financial statements of the consolidated subsidiaries are used in preparing the consolidated financial statements.

The balance sheet dates of the consolidated subsidiaries are as follows:

March 31	2023
December 31	1
March 31	1

Appropriate adjustments are made for significant transactions that occurred during the period between the consolidated closing date and the subsidiary's balance sheet date above.

5. **Significant accounting policies**

(a) **Securities**

Held-to-maturity securities are carried at amortized cost based on the moving average method. Investments in affiliates that are not accounted for using the equity method are carried at cost based on the moving average method. Available-for-sale securities are stated at fair value with changes in net unrealized gains or losses included directly in net assets. However, equity and other securities whose market prices are not available are carried at cost based on the moving average method. Securities held by the consolidated foreign subsidiary (including investments in affiliates) are classified as financial assets designated as fair value through profit or loss based on IFRS. These securities are recognized as securities classified as trading in JBIC's consolidated financial statements and are measured at fair value.

Investments in partnerships for investment and other similar partnerships, which are regarded as securities under Article 2, Paragraph 2 of the Japanese Financial Instruments and Exchange Act (Act No. 25 of 1948), are recognized at an amount equivalent to JBIC's percentage share of the net assets of such partnerships, based upon the most recent financial statements available depending on the reporting date stipulated in the partnership agreement.

(b) **Valuation method for derivative financial instruments**

Derivative financial instruments are measured at fair value.

With respect to specific credit risk, fair value is calculated for a group of financial assets and liabilities on a basis of a net amount after offsetting the amounts of the assets and the liabilities in the group.

Financial assets and financial liabilities arising from derivatives transactions that are executed with the same counterparties and are measured at fair value are offset on a counterparty-by-counterparty basis if a valid ISDA Master Netting Agreement is entered into. The resulting amount is recognized in the consolidated balance sheets.

(c) **Depreciation and amortization basis for fixed assets**

(i) **Property, plant and equipment**

Property, plant and equipment of JBIC are depreciated using the declining balance method over their useful economic lives except for buildings excluding installed facilities as well as installed facilities and structures acquired on or after April 1, 2016, which are depreciated using the straight-line method.

Depreciation is based on the following range of estimated useful lives:

Buildings: 3 years to 50 years

Other: 2 years to 35 years

Property, plant and equipment of consolidated subsidiaries are depreciated primarily using the straight-line method based on the estimated useful lives of the assets.

(ii) **Intangible assets**

Amortization of intangible assets is computed using the straight-line method. Software used by JBIC and its consolidated subsidiaries is amortized over its useful life (5 years or less) at JBIC and its consolidated subsidiaries.

(d) Allowance for loan losses

Allowance for loan losses is recognized in accordance with internally established standards.

The allowance for claims on debtors who are legally bankrupt ("Bankrupt borrowers") or substantially bankrupt ("Substantially bankrupt borrowers") is provided based on the outstanding balance after the write-offs described as below and the deductions of the amount expected to be collected through the disposal of collateral and the execution of guarantees. The allowance for claims on debtors who are not legally bankrupt but are likely to become bankrupt ("Potentially bankrupt borrowers") is provided based on an assessment of the overall solvency of the debtors after deducting the amount expected to be collected through the disposal of collateral and the execution of guarantees.

For Potentially bankrupt borrowers with restructured loans and others, (excluding foreign governments and other governmental entities) whose loan exceeds a threshold amount, if it is possible to reasonably estimate cash flows from the collection of principal and the receipt of interest, the allowance for claims on such debtors is provided based on an approach whereby the difference between the amount of cash flows discounted by the original contractual interest rates and the carrying amount of the claims is determined to be the allowance for loan losses ("cash flow estimation approach").

The allowance for claims on debtors other than Bankrupt borrowers, Substantially bankrupt borrowers and Potentially bankrupt borrowers is provided primarily in consideration of the expected loss amount over the average remaining periods of loans, and the expected loss amount is calculated primarily based on the probability of default which is based on the actual bankruptcies during a certain period in the past. The allowance for possible losses on specific overseas loans is provided based on the expected loss amount taking into consideration the political and economic situations of these countries.

All claims are assessed initially by the operational departments and subsequently by risk evaluation departments based on internal rules for self-assessment of asset quality. The risk evaluation departments, which are independent from the operational departments, review these self-assessments, and the allowance is provided based on the results of the assessments.

With respect to claims with collateral or guarantees on debtors who are legally or substantially bankrupt, the residual book value of the claims, after deducting the amount which is deemed collectible through the disposal of collateral or the execution of guarantees, is written off. There were no accumulated write-offs as of March 31, 2022 and 2023.

(e) Provision for bonuses

The Provision for bonuses is calculated and provided for based on the estimated amounts of future payments attributable to the services that have been rendered by employees to the date of the consolidated balance sheet.

(f) Provision for directors' bonuses

The Provision for directors' bonuses is calculated and provided for based on the estimated amounts of future payments attributable to the services that have been rendered by directors to the date of the consolidated balance sheet.

(g) Provision for directors' retirement benefits

The Provision for directors' retirement benefits which provides for future retirement pension payments to directors, is recognized at the amount accrued at the end of the current fiscal year.

(h) Accounting for retirement benefits**(i) Method of attributing the projected benefits to periods of services**

In calculating the projected benefit obligation, the estimated amount of retirement benefit payments is attributed to the period up to the end of the fiscal year based on the benefit formula.

(ii) Accounting for actuarial gains or losses and prior service costs

Actuarial gains or losses and prior service costs are expensed as they are incurred.

(i) Foreign currency translation and revaluation method

JBIC maintains its accounting records in Japanese yen. Assets and liabilities denominated in foreign currencies and held by JBIC are translated into Japanese yen at the market exchange rate prevailing at the fiscal year end.

Assets and liabilities denominated in foreign currencies and held by consolidated subsidiaries are translated at the market exchange rate prevailing at respective balance sheet dates and other base dates.

(j) **Accounting for hedges of interest rate risk**

- (i) Hedge accounting
The deferral method is applied to derivatives used for interest risk hedging purposes.
- (ii) Hedging instruments and hedged items
Hedging instruments: interest rate swaps
Hedged items: loans and bills discounted, and bonds payable
- (iii) Hedging policy
JBIC enters into hedging transactions up to the amount of the underlying hedged assets and liabilities.
- (iv) Assessment of hedge effectiveness
JBIC assesses the effectiveness of designated hedges by measuring and comparing the change in fair value or cumulative change of cash flows of both hedging instruments and corresponding hedged items from the date of inception of the hedges to the assessment date.

(k) **Accounting for hedges of foreign exchange risks**

Hedging instruments used to hedge foreign exchange risks associated with foreign currency denominated financial assets and liabilities are accounted for primarily using the deferral method under “Accounting and Auditing Treatment Relating to Adoption of Accounting Standard for Foreign Currency Transactions for Banks” (The Japanese Institute of Certified Public Accountants (JICPA) Industry-specific Committee Practical Guideline No. 25 of October 8, 2020 (“Industry-specific Committee Practical Guideline No. 25”).

The effectiveness of the hedges described above is assessed by comparing the foreign currency position of the hedged loans and bills discounted and bonds payable denominated in foreign currencies with that of the hedging instruments, such as currency swaps and forward foreign exchange contracts which are used for hedging the foreign exchange risks of loans and bills discounted and bonds payable denominated in foreign currencies.

(l) **Scope of cash and cash equivalents in the consolidated statements of cash flows**

“Cash and cash equivalents” as stated in the consolidated statements of cash flows consists of cash on hand and deposits with the Bank of Japan in Cash and due from banks in the consolidated balance sheets.

6. Significant accounting estimates

The following item in the consolidated financial statements for the respective fiscal year is based on accounting estimates that may have a significant effect on the consolidated financial statements for the next fiscal year.

- Allowance for loan losses

- (i) Amount recognized in the consolidated financial statements for the current fiscal year

	As of March 31, 2022 (In millions of yen)	As of March 31, 2023 (In millions of yen)	As of March 31, 2023 (In millions of U.S. dollars)
Allowance for loan losses	¥ 470,834	¥ 410,526	\$ 3,074

- (ii) Information on significant accounting estimates related to the identified item

- ① Calculation method

The calculation method of allowance for loan losses is described in “5. Significant accounting policies, (d) Allowance for loan losses” in the notes to the consolidated financial statements.

JBIC engages in financing activities to realize its policy objectives as a policy-based financial institution and may incur loss from being impossible or difficult to recover its loans due to, among other factors, a deterioration in borrowers’ creditworthiness. To address such a risk of JBIC incurring loss arising from a reduction in, or diminishment of, asset value attributable to a deterioration in borrowers’ financial condition and for other reasons, JBIC calculates an expected loss amount and recognizes it as allowance for loan losses. JBIC engages in significant financing activities with overseas governments, governmental institutions, and overseas corporations as part of its support of overseas economic transactions. Because of the characteristics of these activities, sovereign or country risk is a relatively significant part of the credit risk JBIC is exposed to in connection with these activities.

Allowance for loan losses is calculated in accordance with JBIC’s internal rules for self-assessment of asset quality and internally established standards. The calculation process includes the determination of the borrowers’ category based on the evaluation of borrowers’ solvency in consideration of their repayment status, financial condition, performance, future prospects and other relevant factors, and the estimation of future cash flows under the cash flow estimation approach.

Note: For the details of the credit risk JBIC is exposed to in connection with its financing activities, see the descriptions in “17. Financial instruments and related disclosure, (a) Status of financial instruments, (ii) Types of financial instruments and risks, ① Credit risk” in the note to the consolidated financial statements.

② Major assumptions

Major assumptions are the future prospects for borrowers and other applicable items used in the borrowers’ category determination, and future cash flows of individual claims used under the cash flow estimation approach.

These assumptions are affected by relevant factors such as changes in borrowers’ business environment and whether their business strategy is successful. Therefore, JBIC’s estimation and judgment are reassessed and modified whenever the economic environment changes or new information becomes available.

Given the above, such estimation and judgment related to the major assumptions may have a significant effect on the amount of allowance for loan losses.

③ Effects on the consolidated financial statements for the next fiscal year

The prolonged situation of COVID-19 is causing economic impacts on borrowers’ countries or regions as well as financial impacts on individual borrowers. The borrowers’ category is determined in consideration of currently available information that has effects on estimates, including the international situation relating to the ongoing Russian invasion of Ukraine.

While effects of this prolonged situation of COVID-19 vary across countries and are subject to uncertainty related to the degree of vaccine roll-out and the development in policy-based support, uncertainty is declining. Therefore, JBIC currently recognizes an allowance for loan losses using the specific items including the probability of default that incorporates the actual number of bankruptcies during a certain period in the past. This is based on the assumption that the level of the credit risk of outstanding loans and other investments as of March 31, 2023, will be the same as the historical level for the near future since the global economy is expected to continue to grow to a certain extent in 2023.

With respect to the international situation related to Russia and Ukraine, while the national governments, including the Government of Japan, have taken various measures, such as economic sanctions, against Russia, the effects of the global situations of Russia and Ukraine are reflected in the allowance for loan losses in the fiscal year ended March 31, 2023 by assessing in detail the effects of such measures on the business of, or the performance of obligations by, Russia-related borrowers in the process of the borrowers’ category determination and assessing the effects on credit risk individually.

As the future outlook of these events is uncertain, the situation of COVID-19 or its economic impacts may differ significantly from the assumptions above, or the expansion of the scope, or extension, of economic sanctions and other developments in the international situation related to Russia and Ukraine may have direct and indirect effects on the borrowers’ category. In such a case, the allowance for loan losses as of the end of the fiscal year ending March 31, 2024 may change.

The allowance for loan losses as of March 31, 2023 is the current best estimate. However, given a high estimation uncertainty related to other factors in addition to the prolonged situation of COVID-19 and the international situation related to Russia and Ukraine, there is a risk that the borrowers’ results of operations, financial position or other items may change more than what was assumed at the time of estimation and such changes, if occurred, may have a significant effect on the consolidated financial statements for the next fiscal year.

(Changes in accounting policies)

(Application of “Implementation Guidance on Accounting Standard for Fair Value Measurement”)

“Implementation Guidance on Accounting Standard for Fair Value Measurement” (ASBJ Guidance No. 31, issued on June 17, 2021) is applied from the beginning of the current fiscal year. In accordance with the transitional treatments prescribed in paragraph 27-2 of ASBJ Guidance No. 31, JBIC applies the new accounting policies introduced in ASBJ Guidance No. 31 prospectively.

Applying ASBJ Guidance No. 31 has no effects on the consolidated financial statements.

(Changes in presentation)

(Consolidated balance sheets)

Derivative financial instruments and Cash collateral paid for financial instruments included in Other assets in Assets and Derivative financial instruments and Cash collateral received for financial instruments included in Other liabilities in Liabilities in the previous fiscal year are separately presented from the current fiscal year as their materiality has increased. To reflect this change in presentation, JBIC has reclassified the related items presented in its consolidated financial statements for the previous fiscal year.

As a result, ¥602,264 million presented in Other assets in Assets in the consolidated balance sheets for the previous fiscal year has been reclassified into ¥20,270 million of Derivative financial instruments, ¥527,100 million of Cash collateral paid for financial instruments, and ¥54,894 million of Other. ¥609,336 million presented in Other liabilities in Liabilities in the consolidated balance sheets for the previous fiscal year has been reclassified into ¥482,548 million of Derivative financial instruments, ¥18,610 million of Cash collateral received for financial instruments, and ¥108,177 million of Other.

Due to the above, the note regarding the amount of Cash collateral paid for financial instruments included in Other assets that had been disclosed in “9. Assets pledged as collateral” is not provided from the current fiscal year.

(Consolidated statements of operations)

Gain on foreign exchange transactions included in Other ordinary income in Ordinary income in the previous fiscal year is separately presented from the current fiscal year as its materiality has increased. To reflect this change in presentation, JBIC has reclassified the related items presented in its consolidated financial statements for the previous fiscal year.

As a result, ¥31,416 million presented in Other ordinary income in Ordinary income in the consolidated statements of operations for the previous fiscal year has been reclassified into ¥31,416 million of Gain on foreign exchange transactions.

(Consolidated statements of cash flows)

Net decrease (increase) in derivative financial instruments (assets), Net increase (decrease) in derivative financial instruments (liabilities), Net decrease (increase) in cash collateral paid for financial instruments, and Net increase (decrease) in cash collateral received for financial instruments included in Other in Cash flows from operating activities in the previous fiscal year are separately presented from the current fiscal year as their materiality has increased. To reflect this change in presentation, JBIC has reclassified the related items presented in its consolidated financial statements for the previous fiscal year.

As a result, a ¥298,866 million decrease presented in Other in Cash flows from operating activities in the consolidated statements of cash flows for the previous fiscal year has been reclassified into a ¥86,623 million increase in Net decrease (increase) in derivative financial instruments (assets), a ¥349,404 million increase in Net increase (decrease) in derivative financial instruments (liabilities), a ¥420,450 million decrease in Net decrease (increase) in cash collateral paid for financial instruments, a ¥109,000 million decrease in Net increase (decrease) in cash collateral received for financial instruments, and a ¥205,444 million decrease in Other.

7. Equity and other securities of or investments in unconsolidated subsidiaries and affiliates

	As of March 31, 2022 (In millions of yen)	As of March 31, 2023 (In millions of yen)	As of March 31, 2023 (In millions of U.S. dollars)
Equity and other securities	¥ 37,981	¥ 35,289	\$ 264
Investments	78,517	78,253	586

8. Loans

(a) Loans issued under the Japan Bank for International Cooperation Act (“JBIC Act”) are as follows. Loans represent those items presented in the following accounts in the consolidated balance sheets: Loans and bills discounted, accrued interest income and suspense payments included in Other assets, and Customers’ liabilities for acceptances and guarantees.

	As of March 31, 2022 (In millions of yen)	As of March 31, 2023 (In millions of yen)	As of March 31, 2023 (In millions of U.S. dollars)
Bankrupt and Quasi-bankrupt Assets	¥ —	¥ —	\$ —
Doubtful Assets	294,876	291,008	2,179
Loans with interest or principal repayments three months or more in arrears	59,807	58	0
Restructured loans	229,124	196,908	1,475
Total amount	583,809	487,975	3,654

Bankrupt and Quasi-bankrupt Assets are loans and other credits to borrowers who have begun proceedings under the Bankruptcy Act, the Corporate Reorganization Act, the Civil Rehabilitation Act and other similar laws of Japan and have financially failed.

Doubtful Assets are loans and other credits to borrowers who have not financially failed but whose financial and operational conditions have deteriorated and who have a possibility that payment of principal and/or interest will not be made on a contractual basis, and which do not fall under the category of Bankrupt and Quasi-bankrupt Assets.

Loans with interest or principal repayments three months or more in arrears are loans whose principal or interest payment is three months or more in arrears, and which do not fall under the category of Bankrupt and Quasi-bankrupt Assets and Doubtful Assets.

Restructured loans are loans whose repayment terms and conditions have been amended in favor of the borrowers (e.g. reduction of or exemption from the stated interest rate, deferral of interest payments, extension of principal repayments or waiver of claims) in order to support the borrowers' recovery from financial difficulties, and which do not fall under the category of Bankrupt and Quasi-bankrupt Assets, Doubtful Assets, or loans with interest or principal repayments three months or more in arrears.

The amounts of loans indicated in the table above are the gross amounts before the deduction of allowance for loan losses.

- (b) JBIC, as a policy, does not issue loans to borrowers in part or in full immediately after the execution of the loan agreements, but instead executes loans, in accordance with the progress of the underlying projects. These undrawn amounts are not included in the loans on deeds recognized in the consolidated balance sheets. The balance of undrawn amounts is as follows:

	As of March 31, 2022 (In millions of yen)	As of March 31, 2023 (In millions of yen)	As of March 31, 2023 (In millions of U.S. dollars)
Balance of undrawn loans	¥ 1,864,266	¥ 2,347,605	\$ 17,581

9. Assets pledged as collateral

Pursuant to Article 34 of the JBIC Act, all JBIC assets are pledged as general collateral for all bonds issued by JBIC:

	As of March 31, 2022 (In millions of yen)	As of March 31, 2023 (In millions of yen)	As of March 31, 2023 (In millions of U.S. dollars)
Bonds payable	¥ 5,634,984	¥ 6,191,755	\$ 46,370

10. Accumulated depreciation of Property, plant and equipment

	As of March 31, 2022 (In millions of yen)	As of March 31, 2023 (In millions of yen)	As of March 31, 2023 (In millions of U.S. dollars)
Accumulated depreciation	¥ 3,773	¥ 4,412	\$ 33

11. Contingent liabilities

Japan Finance Corporation ("JFC") assumed the obligations of the JFC bonds on April 1, 2012, and JBIC is jointly responsible for the obligations of these bonds. In accordance with Article 17 (2) of the Supplementary Provisions of the JBIC Act, all of JBIC's assets are pledged as general collateral for these joint obligations as follows.

	As of March 31, 2022 (In millions of yen)	As of March 31, 2023 (In millions of yen)	As of March 31, 2023 (In millions of U.S. dollars)
Joint obligations	¥ 60,000	¥ 60,000	\$ 449

12. Items included in Other under Other income

Other under Other income includes the following:

	For the year ended March 31, 2022 (In millions of yen)	For the year ended March 31, 2023 (In millions of yen)	For the year ended March 31, 2023 (In millions of U.S. dollars)
Gains on sales of equity and other securities	¥ 2,152	¥ 97	\$ 1
Gains on investments in partnerships	17,470	—	—
Profits of equity method investments	1,483	2,058	15

13. Items included in Other under Other expenses

Other under Other expenses includes the following:

	For the year ended March 31, 2022 (In millions of yen)	For the year ended March 31, 2023 (In millions of yen)	For the year ended March 31, 2023 (In millions of U.S. dollars)
Losses on sales of equity and other securities	¥ 7	¥ 3,384	\$ 25
Impairment losses on equity and other securities	2,526	3,486	26
Losses of equity method investments	—	6,129	46

14. Reclassification adjustments and tax effects of other comprehensive income (loss)

	For the year ended March 31, 2022 (In millions of yen)	For the year ended March 31, 2023 (In millions of yen)	For the year ended March 31, 2023 (In millions of U.S. dollars)
Valuation difference on available-for-sale securities:			
Amount recognized during the fiscal year	¥ 14,087	¥ 12,014	\$ 90
Reclassification adjustments	(91)	(2,798)	(21)
Before tax effect adjustment	13,996	9,215	69
Tax effect	—	—	—
Valuation difference on available-for-sale securities	13,996	9,215	69
Deferred gains (losses) on hedges:			
Amount recognized during the fiscal year	(160,821)	(333,282)	(2,496)
Reclassification adjustments	(50,763)	126,889	950
Before tax effect adjustment	(211,584)	(206,393)	(1,546)
Tax effect	—	—	—
Deferred gains (losses) on hedges	(211,584)	(206,393)	(1,546)
Foreign currency translation adjustment:			
Amount recognized during the fiscal year	1,717	4,656	35
Reclassification adjustments	178	—	—
Before tax effect adjustment	1,896	4,656	35
Tax effect	—	—	—
Foreign currency translation adjustment	1,896	4,656	35
Share of other comprehensive income (loss) of equity method investments:			
Amount recognized during the fiscal year	3,870	6,567	49
Reclassification adjustments	(1,185)	(1,809)	(13)
Before tax effect adjustment	2,684	4,758	36
Tax effect	—	—	—
Share of other comprehensive income (loss) of equity method investments	2,684	4,758	36
Total other comprehensive income (loss)	¥ (193,007)	¥ (187,762)	\$ (1,406)

15. Changes in Net assets

(a) Issued shares and treasury stock

For the fiscal year ended March 31, 2022, the type and the number of issued shares and treasury stock are as follows:

(Unit: thousands of shares)

Types	The number of shares at the beginning of the fiscal year	Increase during the fiscal year	Decrease during the fiscal year	The number of shares at the end of the fiscal year	Remarks
Issued shares					
Common stock	1,813,800,000	60,000,000	—	1,873,800,000	Note
Classified stock	—	—	—	—	
Total	1,813,800,000	60,000,000	—	1,873,800,000	Note
Treasury stock					
Common stock	—	—	—	—	
Classified stock	—	—	—	—	
Total	—	—	—	—	

(Note) The reason for an increase in shares is the issuance of 60,000,000 thousand new shares.

For the fiscal year ended March 31, 2023, the type and the number of issued shares and treasury stock are as follows:

(Unit: thousands of shares)

Types	The number of shares at the beginning of the fiscal year	Increase during the fiscal year	Decrease during the fiscal year	The number of shares at the end of the fiscal year	Remarks
Issued shares					
Common stock	1,873,800,000	85,000,000	—	1,958,800,000	Note
Classified stock	—	—	—	—	
Total	1,873,800,000	85,000,000	—	1,958,800,000	Note
Treasury stock					
Common stock	—	—	—	—	
Classified stock	—	—	—	—	
Total	—	—	—	—	

(Note) The reason for an increase in shares is the issuance of 85,000,000 thousand new shares.

16. Cash flows

A reconciliation of Cash and cash equivalents in the consolidated statements of cash flows as of March 31, 2022 and 2023 to Cash and due from banks in the consolidated balance sheets is as follows:

	For the year ended March 31, 2022 (In millions of yen)	For the year ended March 31, 2023 (In millions of yen)	For the year ended March 31, 2023 (In millions of U.S. dollars)
Cash and due from banks	¥ 1,451,153	¥ 2,193,775	\$ 16,429
Time deposits and others	(723,282)	(987,917)	(7,398)
Cash and cash equivalents	¥ 727,871	¥ 1,205,858	\$ 9,031

17. Financial instruments and related disclosure

(a) Status of financial instruments

(i) Policies for financial instruments

Based on the JBIC Act, JBIC is a policy-based financial institution wholly owned by the Japanese government, which has the purpose of contributing to the sound development of Japan and the international economy and society while supplementing the financial transactions implemented by private-sector financial institutions, by performing the financial function to promote the overseas development and securement of resources which are important for Japan; maintaining and improving the international competitiveness of Japanese industries; promoting the overseas business having the purpose of preserving the global environment, such as preventing global warming, as well as preventing disruptions to international financial order or taking appropriate measures with respect to damages caused by such disruption.

JBIC's principal operations consist of providing "export loans," "import loans," "investment financing," "financing for business development" (including guarantees) and "capital investment." To conduct these operations, funds are raised through borrowings from the fiscal investment and loans and the foreign exchange fund special account, and the issuing of bonds. An ALM (asset and liability management) function has been established in respect of JBIC's financial assets and liabilities that are subject to interest rate and currency fluctuations to assist in ensuring that such fluctuations do not have an adverse effect on JBIC's operations. In addition, derivative transactions are entered into for the purpose of mitigating risk inherent in foreign currency denominated transactions. Financial instruments that can be used for the management of surplus funds are limited to safe instruments such as Japanese government bonds according to in the JBIC Act.

The budget required for governmental financial operations is decided upon by the Diet of Japan, and business plans and financial plans (borrowings from fiscal investment and loans, bonds, general accounting investment, and loans and other investments) are appended to the budget and submitted to the Diet of Japan.

The consolidated foreign subsidiary of JBIC engages in investments and other related activities as its principal operation.

(ii) Types of financial instruments and risks

The assets that JBIC holds mainly include loans to borrowers in Japan and overseas, and securities and liabilities mainly include borrowed money and bonds. The consolidated foreign subsidiary of JBIC holds securities subject to price fluctuations.

The associated risks of financial assets and financial liabilities held by JBIC are described below.

① Credit risk

Credit risk is the risk that JBIC will suffer losses if the financial conditions of the borrower deteriorate and the value of assets (including off-balance sheet assets) declines or is impaired.

The credit risks associated with JBIC include sovereign risk, country risk, corporate risk, and project risk. JBIC engages in significant financing activities with overseas governments, governmental institutions, and overseas corporations as part of its support to overseas economic transactions. Because of the characteristics of these activities, sovereign or country risk is a relatively significant part of the credit risk JBIC is exposed to in connection with these activities.

As a result, if the financial conditions of the individual borrower significantly deteriorate due to political and economic trends in the borrower's country or region, JBIC's performance and financial conditions can be adversely affected.

(Note) Sovereign risk refers to risk associated with credit extended to foreign governments. Country risk refers to risk associated with the country in which the corporation or project is located (risk, in addition to corporate risk or project risk, associated with the country in which the corporation or the project is located). Corporate risk refers to the risk associated with credit to corporations and project risk refers to the risk that the cash flows generated from the project fail to generate the planned cash flows, in the case of project finance, where the repayment of the borrowing is primarily secured by the cash flow of the project to which credit is extended.

② Market risk

Market risk is the risk that the value of assets and liabilities (including off-balance sheet items) will fluctuate and losses will be incurred, or profits derived from assets and liabilities (including off-balance sheet items) will fluctuate and losses will be incurred due to changes in various market risk factors, such as interest rates and exchange rates.

The market risk borne by JBIC mainly consists of foreign exchange risk and interest rate risk, and JBIC may suffer losses from these risks due to fluctuations in the markets such as market turmoil. However, in principle, these risks are hedged through interest rate swaps, currency swaps, and forward foreign exchange contracts.

JBIC uses hedge accounting for interest rate hedges, where the hedging instrument is interest rate swaps to hedge the risk of changes in interest rates associated with loans, borrowed money and bonds. The effectiveness of the hedges is assessed by measuring and comparing the change in fair value or cumulative change in cash flows of both hedging instruments and corresponding hedged items from the date of inception of the hedges to the assessment date.

JBIC uses hedge accounting for foreign exchange hedges, where currency swaps and forward foreign exchange contracts are used to hedge items such as loans and bonds for foreign exchange risk. The effectiveness of the hedging with currency swaps and forward foreign exchange contracts is assessed by comparing the foreign currency position of the hedged financial assets and liabilities with that of the hedging instruments.

③ Liquidity risk

Liquidity risk is the risk that losses will be incurred as a result of difficulties in obtaining the funds necessary due to a maturity mismatch between financing and funding or unexpected outflow of funds, or being forced to fund at an interest rate significantly higher than that under normal circumstances (funding risk). It is also the risk that losses will be incurred from being unable to conduct market transactions due to market turmoil or being forced to transact at far more unfavorable prices than those under normal circumstances (market liquidity risk).

Long-term and stable funds, such as fiscal loan funds, government-guaranteed bonds and the fiscal investment and loan program ("FILP") agency bonds, are secured to finance JBIC and deposits are not accepted. Therefore, JBIC considers liquidity risk to be limited. However, financing costs could increase due to market turmoil and unexpected events.

(iii) Risk management structure for financial instruments

The risk management structure of JBIC is described below.

① Credit risk management

The cornerstone of credit risk management at JBIC is the evaluation of an individual borrower's creditworthiness in advance of credit approval.

When a new credit application is processed, the relevant finance departments (sales promotion departments) and credit departments collect and analyze information on the borrower. JBIC's overseas representative offices also play a part in collecting information on foreign governments and companies. Credit appraisal takes place based on the information that has been gathered and analyzed with the different departments ensuring appropriate checks throughout the process, leading to the final decision by management.

In providing credit to foreign governments and companies, JBIC takes maximum advantage of its unique position as a public financial institution. This includes exchanging views and information with governments and relevant authorities in the recipient countries, multilateral international institutions such as the International Monetary Fund (IMF) and the World Bank, other regional development banks such as export credit agencies, and private financial institutions in developed countries. Using all these channels to exchange views and information, JBIC evaluates sovereign and country risks (risk in addition to corporate risk associated with the country in which the corporation is located) based on the broad range of information collected on the borrowing governments, the government agencies and the political and economic conditions in their countries.

The relevant finance departments and credit departments conduct proper credit risk management based on the credit risk rating system for segmented risk categories and the asset self-assessment system. In addition, an Integrated Risk Management Committee is held regularly to report the status of credit management to JBIC's management. The credit management is also checked by an independent auditing department.

In addition, a claims protection mechanism exists based on an international framework unique to official creditors, that is not applied to private sector financial institutions, for public claims on foreign governments. This mechanism consists of international financial assistance upon international approval by the Paris Club, an international group focusing on debt, to allow the debtor country to continue debt repayment when the debtor country becomes temporarily unable to service its debt due to economic conditions. As part of this international financial assistance, the debtor country conducts an economic reform program agreed by the IMF in order to secure the ability to sustainably service its debt. In view of JBIC's position as a public financial institution, it will use the framework of the Paris Club to preserve its public claims on foreign governments.

In addition to the above credit risk management related to individual borrowers, JBIC quantifies credit risk with a view to evaluating the risk of the overall loan portfolio. To quantify credit risks, it is important to take into account the characteristics of JBIC's loan portfolio, which are not typically seen in other private financial institutions, namely that JBIC holds a significant proportion of long-term loans that entail sovereign and country risks. Also to be taken into account are mechanisms for securing assets under an international supporting framework, such as the Paris Club, which is unique to official creditors. JBIC uses a unique model to quantify the credit risk taking account of the above factors and measures the amount of credit risk, which are utilized for credit risk management.

② Market risk management

JBIC manages foreign exchange risk and interest rate risk through its ALM. Market risk management protocols contain detailed stipulations in respect of risk management methods and procedures, and JBIC has established the ALM Committee to assess and confirm the execution of ALM, and to discuss future responses to market risk. In addition, JBIC assesses and monitors the interest rate and terms of financial assets and liabilities in detail through a gap analysis and an interest rate sensitivity analysis as well as market risk measurement using Value at Risk (“VaR”). The results are reported to the ALM Committee on a regular basis.

The basic policy for managing foreign exchange risk and interest rate risk at JBIC is described below.

1) Foreign exchange risk

Foreign currency-denominated loans conducted in JBIC involve risks related to exchange rate fluctuations. JBIC has a consistent policy of managing this risk by fully hedging this risk exposure through the use of currency swaps and forward foreign exchange contracts.

2) Interest rate risk

Interest rate risk arises from exposure to market interest rate fluctuations for yen-denominated loan and foreign currency-denominated loan operations and the policy for managing interest rate risk is described below.

a. Yen-denominated loan operations

Yen-denominated loan operations are mainly managed by using fixed-rate loans. However, swaps are used to hedge interest rate risk for the portion of loans that are deemed to have high exposures to interest rate fluctuations and therefore interest rate risk is limited.

b. Foreign currency-denominated loan operations

For foreign currency-denominated loan operations, interest rate risk is hedged through the application of a consistent policy of using interest rate swaps and managing the funds with floating interest rates for both loans and related funding arrangements.

3) Status of market risk

JBIC only maintains a banking book and does not have financial instruments in a trading book. While, in principle, JBIC holds derivatives only for hedging purposes, as stated previously, market risk (VaR) that takes into account the correlation between interest rate risk and foreign exchange risk is measured in order to assess potential risk exposures. The following represents the market risk (VaR) exposure in the current fiscal year.

a. Market risk (VaR)

As of March 31, 2023 (In billions of yen)	As of March 31, 2023 (In billions of U.S. dollars)
¥ 164.6	\$ 1.2

b. Market risk (VaR) measurement model

Historical model (Confidence interval: 99%, Holding period: 1 year, Observation period: 5 years)

c. Risk management using market risk (VaR)

VaR is a market risk measure that assesses the maximum possible fluctuation of gains or losses in fair values that could be incurred after a certain period of time (“Holding period”) based on historical market movements of interest rates or exchange rates and other market indices over a specific period in the past (“Observation period”) within a given probability (“Confidence interval”), that is derived statistically by employing the theory of probability distribution.

The measurement assumes historical market trends and the theory of probability distribution. Based on the possibility that future market trends could deviate from these assumptions, a back-test is performed to cross-check the model-measured VaR with actual profits or losses, in order to confirm the effectiveness of market risk measurements using VaR. In addition, a stress test, which goes beyond historical market movements, is carried out in order to capture risks from various perspectives.

The following points should generally be noted in measuring VaR:

- VaR will differ depending on the choice of confidence interval, holding period or observation period;
- VaR indicates the maximum fluctuation of gains or losses in fair values at the time of measurement. In practice, the actual results at a point in the future may differ from the VaR calculation due to changes in the assumptions caused by market movements during the holding period; and
- VaR indicates the maximum value based on specific assumption. As such, when utilizing VaR as a risk management measure, it is imperative to keep in mind that VaR may underestimate the potential losses.

③ Liquidity risk management related to funding

Long-term and stable funds, such as fiscal loan funds, government-guaranteed bonds and FILP agency bonds, are used to finance the operations and deposits are not accepted.

Cash flows are assessed and proper measures, including establishing overdraft facility accounts with multiple private sector financial institutions, are taken to maintain daily cash flows for proper risk management.

④ Derivative transactions

For derivative transactions, the internal checks and balances are established by assigning the execution of transactions, the assessment of hedge effectiveness and the management of administrative work to separate divisions. In addition, derivative transactions are carried out in accordance with the derivatives related protocol.

(iv) Supplementary explanation concerning fair value of financial instruments

Fair values of financial instruments have been calculated using certain assumptions, and may differ depending on the assumptions.

(b) Fair value of financial instruments

The carrying amount on the consolidated balance sheets as of March 31, 2022 and 2023 and the related fair value, and difference are as follows. Note that equity and other securities and partnership investments (excluding those held by a certain consolidated foreign subsidiary) whose market prices are not available are not included in the following tables (refer to Note 1). Further, Cash and due from banks, Cash collateral paid for financial instruments and Cash collateral received for financial instruments are excluded from the note because they are settled in a short period and thus their fair value approximates their carrying amount.

As of March 31, 2022

(In millions of yen)

	Amount on consolidated balance sheet	Fair value	Difference
(1) Securities			
Securities classified as trading	¥ 17,230	¥ 17,230	¥ —
Available-for-sale securities	36,746	36,746	—
(2) Loans and bills discounted	14,759,174		
Allowance for loan losses ^(*)	(454,841)		
	14,304,333	14,461,847	157,514
Total	¥ 14,358,311	¥ 14,515,825	¥ 157,514
(1) Borrowed money	7,554,208	7,563,923	9,714
(2) Bonds payable	5,634,984	5,554,752	(80,231)
Total	¥ 13,189,192	¥ 13,118,676	¥ (70,516)
Derivative transactions ^(**)			
Derivative transactions not qualifying for hedge accounting	—	—	—
Derivative transactions qualifying for hedge accounting ^(***)	(462,278)	(462,278)	—
Total	¥ (462,278)	¥ (462,278)	¥ —

^(*) General allowance for loan losses and specific allowance for loan losses, and the allowance for possible loan losses on specific overseas loans have been deducted from Loans and bills discounted.

^(**) Derivatives recorded in Other assets and Other liabilities are collectively presented. Assets and liabilities arising from derivative transactions are presented on a net basis. The figures in parenthesis indicate net liabilities.

^(***) This represents interest rate swaps and other instruments designated as the hedging instrument to offset the market fluctuation of hedged loans and other items. The "Practical Solution on the Treatment of Hedge Accounting for Financial Instruments that Reference LIBOR" (PITF No. 40 of March 17, 2022) is applied to these hedging relationships.

As of March 31, 2023

(In millions of yen)

	Amount on consolidated balance sheet	Fair value	Difference
(1) Securities			
Securities classified as trading	¥ 17,939	¥ 17,939	¥ —
Available-for-sale securities	45,621	45,621	—
(2) Loans and bills discounted	15,587,788		
Allowance for loan losses ^(*)	(383,842)		
	15,203,946	15,294,983	91,037
Total	¥ 15,267,507	¥ 15,358,545	¥ 91,037
(1) Borrowed money	8,513,677	8,490,362	(23,314)
(2) Bonds payable	6,191,755	5,881,695	(310,059)
Total	¥ 14,705,432	¥ 14,372,058	¥ (333,374)
Derivative transactions ^(**)			
Derivative transactions not qualifying for hedge accounting	—	—	—
Derivative transactions qualifying for hedge accounting ^(***)	(688,076)	(688,076)	—
Total	¥ (688,076)	¥ (688,076)	¥ —

As of March 31, 2023

(In millions of U.S. dollars)

	Amount on consolidated balance sheet	Fair value	Difference
(1) Securities			
Securities classified as trading	\$ 134	\$ 134	\$ —
Available-for-sale securities	342	342	—
(2) Loans and bills discounted	116,736		
Allowance for loan losses ^(*)	(2,874)		
	113,862	114,544	682
Total	\$ 114,338	\$ 115,020	\$ 682
(1) Borrowed money	63,759	63,584	(175)
(2) Bonds payable	46,370	44,048	(2,322)
Total	\$ 110,129	\$ 107,632	\$ (2,497)
Derivative transactions ^(*)			
Derivative transactions not qualifying for hedge accounting	—	—	—
Derivative transactions qualifying for hedge accounting ^(*)	(5,153)	(5,153)	—
Total	\$ (5,153)	\$ (5,153)	\$ —

(*) General allowance for loan losses and specific allowance for loan losses, and the allowance for possible loan losses on specific overseas loans have been deducted from Loans and bills discounted.

(*) Derivatives recorded in Other assets and Other liabilities are collectively presented. Assets and liabilities arising from derivative transactions are presented on a net basis. The figures in parenthesis indicate net liabilities.

(*) This represents interest rate swaps and other instruments designated as the hedging instrument to offset the market fluctuation of hedged loans and other items. The "Practical Solution on the Treatment of Hedge Accounting for Financial Instruments that Reference LIBOR" (PITF No. 40 of March 17, 2022) is applied to these hedging relationships.

(Note 1) Equity and other securities and partnership investments (excluding those held by a certain consolidated foreign subsidiary) whose market prices are not available are as follows. They are not included in "Assets, (1) Securities."

Classification

	As of March 31, 2022 (In millions of yen)	As of March 31, 2023 (In millions of yen)	As of March 31, 2023 (In millions of U.S. dollars)
1) Unlisted stocks (unconsolidated subsidiaries and affiliates) ^(*) ^(*)	¥ 35,018	¥ 32,313	\$ 242
2) Unlisted stocks (other than unconsolidated subsidiaries and affiliates) ^(*) ^(*)	67,333	84,397	632
3) Partnership investments (unconsolidated subsidiaries and affiliates) ^(*)	78,517	78,253	586
4) Partnership investments (other than unconsolidated subsidiaries and affiliates) ^(*)	93,206	88,561	663
Total	¥ 274,076	¥ 283,525	\$ 2,123

(*) Based on paragraph 5 of the "Implementation Guidance on Disclosures about Fair Value of Financial Instruments" (ASBJ Guidance No. 19 issued on March 31, 2020), fair values are not presented for unlisted stocks.

(*) Impairment loss is not recognized for unlisted stocks (unconsolidated subsidiaries and affiliates) for the fiscal year ended March 31, 2022. Impairment loss of ¥3,486 million (\$26 million) is recognized for unlisted stocks (unconsolidated subsidiaries and affiliates) for the fiscal year ended March 31, 2023.

(*) Impairment loss of ¥2,526 million is recognized for unlisted stocks (other than unconsolidated subsidiaries and affiliates) for the fiscal year ended March 31, 2022. Impairment loss is not recognized for unlisted stocks (other than unconsolidated subsidiaries and affiliates) for the fiscal year ended March 31, 2023.

(*) Based on paragraph 24-16 of the "Implementation Guidance on Accounting Standard for Fair Value Measurement" (ASBJ Guidance No. 31 issued on June 17, 2021), fair values are not presented for partnership investments.

(Note 2) Redemption schedule for receivables and redeemable securities with future redemption dates

As of March 31, 2022

(In millions of yen)

	Due within one year	Due after one year but within three years	Due after three years but within five years	Due after five years but within seven years	Due after seven years but within ten years	Due after ten years
Securities						
Available-for-sale securities	¥ —	¥ —	¥ 200	¥ 30,900	¥ 200	¥ 5,700
Loans and bills discounted ^(*)	1,663,130	3,227,881	3,344,135	2,386,782	2,257,686	1,584,682
Total	¥ 1,663,130	¥ 3,227,881	¥ 3,344,335	¥ 2,417,682	¥ 2,257,886	¥ 1,590,382

(*) Loans and bills discounted of ¥294,876 million whose redemption is not estimable, such as claims against Bankrupt borrowers, Substantially bankrupt borrowers, and Potentially bankrupt borrowers, are not included in the table above.

As of March 31, 2023

(In millions of yen)

	Due within one year	Due after one year but within three years	Due after three years but within five years	Due after five years but within seven years	Due after seven years but within ten years	Due after ten years
Securities						
Available-for-sale securities	¥ —	¥ —	¥ 200	¥ 30,900	¥ 6,600	¥ 9,300
Loans and bills discounted ^(*)	1,886,585	4,020,539	3,152,268	2,571,749	2,174,889	1,490,747
Total	¥ 1,886,585	¥ 4,020,539	¥ 3,152,468	¥ 2,602,649	¥ 2,181,489	¥ 1,500,047

As of March 31, 2023

(In millions of U.S. dollars)

	Due within one year	Due after one year but within three years	Due after three years but within five years	Due after five years but within seven years	Due after seven years but within ten years	Due after ten years
Securities						
Available-for-sale securities	\$ —	\$ —	\$ 2	\$ 231	\$ 49	\$ 70
Loans and bills discounted ^(*)	14,128	30,110	23,607	19,260	16,288	11,164
Total	\$ 14,128	\$ 30,110	\$ 23,609	\$ 19,491	\$ 16,337	\$ 11,234

^(*) Loans and bills discounted of ¥291,008 million (\$2,179 million) whose redemption is not estimable, such as claims against Bankrupt borrowers, Substantially bankrupt borrowers, and Potentially bankrupt borrowers, are not included in the table above.

(Note 3) Redemption schedule for Borrowed money and Bonds payable with future redemption dates

As of March 31, 2022

(In millions of yen)

	Due within one year	Due after one year but within three years	Due after three years but within five years	Due after five years but within seven years	Due after seven years but within ten years	Due after ten years
Borrowed money	¥ 2,214,763	¥ 1,725,218	¥ 3,148,726	¥ 230,600	¥ 10,700	¥ 224,200
Bonds payable	957,925	1,774,655	1,320,839	917,925	673,145	—
Total	¥ 3,172,688	¥ 3,499,873	¥ 4,469,565	¥ 1,148,525	¥ 683,845	¥ 224,200

As of March 31, 2023

(In millions of yen)

	Due within one year	Due after one year but within three years	Due after three years but within five years	Due after five years but within seven years	Due after seven years but within ten years	Due after ten years
Borrowed money	¥ 800,832	¥ 2,617,441	¥ 3,841,703	¥ 412,300	¥ 617,200	¥ 224,200
Bonds payable	1,068,240	2,290,010	1,529,086	713,222	600,885	—
Total	¥ 1,869,072	¥ 4,907,451	¥ 5,370,789	¥ 1,125,522	¥ 1,218,085	¥ 224,200

As of March 31, 2023

(In millions of U.S. dollars)

	Due within one year	Due after one year but within three years	Due after three years but within five years	Due after five years but within seven years	Due after seven years but within ten years	Due after ten years
Borrowed money	\$ 5,997	\$ 19,602	\$ 28,771	\$ 3,088	\$ 4,622	\$ 1,679
Bonds payable	8,000	17,150	11,451	5,341	4,500	—
Total	\$ 13,997	\$ 36,752	\$ 40,222	\$ 8,429	\$ 9,122	\$ 1,679

(c) Breakdown of the fair value of financial instruments by level and other relevant matters

The fair value of financial instruments is classified into the following three levels in accordance with the observability and significance of inputs used for determining the fair value.

Level 1 fair value: Of observable inputs for the fair value determination, this fair value is determined based on a quoted price formed in an active market for assets or liabilities that are subject to the fair value determination.

Level 2 fair value: Of observable inputs for the fair value, this fair value is determined based on inputs for the fair value determination other than those used to determine the Level 1 fair value.

Level 3 fair value: This fair value is determined using unobservable inputs for the fair value determination.

Where more than one input that has a significant impact on the fair value determination are used, of the levels respective inputs belong to, the fair value is classified into the level with the lowest priority in the fair value determination.

(i) Financial instruments recognized in the consolidated balance sheets at fair value

As of March 31, 2022

(In millions of yen)

	Fair value			
	Level 1	Level 2	Level 3	Total
Securities				
Securities classified as trading				
Equity and other securities	¥ —	¥ 278	¥ 16,951	¥ 17,230
Available-for-sale securities				
Samurai bonds	—	36,746	—	36,746
Total	¥ —	¥ 37,025	¥ 16,951	¥ 53,977
Derivative transactions ⁽¹⁾				
Interest rate-related	—	(89,301)	—	(89,301)
Currency-related	—	(372,977)	—	(372,977)
Total	¥ —	¥ (462,278)	¥ —	¥ (462,278)

(*1) Derivatives recorded in Other assets and Other liabilities are collectively presented. Assets and liabilities arising from derivative transactions are presented on a net basis. The figures in parenthesis indicate net liabilities.

As of March 31, 2023

(In millions of yen)

	Fair value			
	Level 1	Level 2	Level 3	Total
Securities				
Securities classified as trading				
Equity and other securities	¥ —	¥ —	¥ 17,939	¥ 17,939
Available-for-sale securities				
Samurai bonds	—	45,621	—	45,621
Total	¥ —	¥ 45,621	¥ 17,939	¥ 63,561
Derivative transactions ⁽¹⁾				
Interest rate-related	—	(348,890)	—	(348,890)
Currency-related	—	(339,186)	—	(339,186)
Total	¥ —	¥ (688,076)	¥ —	¥ (688,076)

As of March 31, 2023

(In millions of U.S. dollars)

	Fair value			
	Level 1	Level 2	Level 3	Total
Securities				
Securities classified as trading				
Equity and other securities	\$ —	\$ —	\$ 134	\$ 134
Available-for-sale securities				
Samurai bonds	—	342	—	342
Total	\$ —	\$ 342	\$ 134	\$ 476
Derivative transactions ⁽¹⁾				
Interest rate-related	—	(2,613)	—	(2,613)
Currency-related	—	(2,540)	—	(2,540)
Total	\$ —	\$ (5,153)	\$ —	\$ (5,153)

(*1) Derivatives recorded in Other assets and Other liabilities are collectively presented. Assets and liabilities arising from derivative transactions are presented on a net basis. The figures in parenthesis indicate net liabilities.

(ii) Financial instruments other than those recognized in the consolidated balance sheets at fair value

As of March 31, 2022

(In millions of yen)

	Fair value			
	Level 1	Level 2	Level 3	Total
Loans and bills discounted	¥ —	¥ —	¥14,461,847	¥14,461,847
Total	¥ —	¥ —	¥14,461,847	¥14,461,847
Borrowed money	—	7,563,923	—	7,563,923
Bonds payable	—	5,554,752	—	5,554,752
Total	¥ —	¥13,118,676	¥ —	¥13,118,676

As of March 31, 2023

(In millions of yen)

	Fair value			
	Level 1	Level 2	Level 3	Total
Loans and bills discounted	¥ —	¥ —	¥15,294,983	¥15,294,983
Total	¥ —	¥ —	¥15,294,983	¥15,294,983
Borrowed money	—	8,490,362	—	8,490,362
Bonds payable	—	5,881,695	—	5,881,695
Total	¥ —	¥14,372,058	¥ —	¥14,372,058

As of March 31, 2023

(In millions of U.S. dollars)

	Fair value			
	Level 1	Level 2	Level 3	Total
Loans and bills discounted	\$ —	\$ —	\$ 114,544	\$ 114,544
Total	\$ —	\$ —	\$ 114,544	\$ 114,544
Borrowed money	—	63,584	—	63,584
Bonds payable	—	44,048	—	44,048
Total	\$ —	\$ 107,632	\$ —	\$ 107,632

(Note 1) Valuation methodologies and inputs used for determining fair value

AssetsSecurities

When the market is not active even if a quoted price is used, or when quoted prices are not available but the Reference Statistical Prices [Yields] for OTC Bond Transactions are available, the fair value of securities is classified into Level 2. Such securities primarily include Samurai bonds and listed stocks. The fair value of certain Samurai bonds is based on prices obtained from, among others, information vendors. In consideration of the results of assessment using a fair valuation model that does not use unobservable inputs, such fair value is also classified into Level 2.

When quoted prices are not available, the fair value is determined by using valuation methodologies, such as the one using the present value of future cash flows. Observable inputs are used as much as practicable in valuation and inputs include a discount rate based on the weighted average cost of capital. If any significant unobservable inputs are used in the calculation, the fair value of securities is classified into Level 3. Such securities primarily include equity and other securities.

Loans and bills discounted

The fair value of loans and bills discounted is determined by discounting at a risk-free rate the sum of principal and interest after adjusting for credit risk and other elements according to the classifications based on the type of loans and bills discounted, internal ratings and periods. Of which, the fair value of those loans with variable interest rates is their carrying amount as such loans reflect market interest rates over the short term and approximates the carrying amount if the borrower's credit conditions have not changed significantly since the issuance of loans.

For claims on Bankrupt borrowers, Substantially bankrupt borrowers, and Potentially bankrupt borrowers, credit losses estimated on such claims are calculated based on the discounted present value of estimated future cash flows or the expected collectible amount from the collateral or guarantee. Since fair value approximates the amount on the consolidated balance sheets at the fiscal year end after deducting the allowance for loan losses, this amount is used for fair value. This fair value is classified into Level 3 because the effects of unobservable inputs on the fair value are considered to be material.

Liabilities

Borrowed money

As for borrowed money, the present value is calculated by discounting the sum of principal and interest of the borrowed money classified by certain periods at a rate adjusted by the remaining period and credit risk of borrowed money. Of which, borrowed money with variable interest rates reflect short-term market interest rates and the credit conditions of JBIC and its consolidated subsidiaries have not changed significantly since the execution of borrowings. Therefore, the carrying amount is used as fair value because it is considered that the carrying amount approximates the fair value. Since unobservable inputs are not used, this fair value is classified into Level 2.

Bonds payable

Of bonds issued by JBIC, the Reference Statistical Prices [Yields] for OTC Bond Transactions is used as fair value for the FILP agency bonds and that fair value is classified into Level 2. As for government-guaranteed foreign currency bonds, the prices obtained from, among others, information vendors are used as fair value and that fair value is classified into Level 2 in consideration of the result of assessment using a fair valuation model that does not use unobservable inputs.

Derivative transactions

As derivative transactions by JBIC are OTC transactions whose quoted prices are not available, their fair value is determined by using the present value method and other valuation methodologies according to the transaction type and the term to maturity. Price adjustments are made based on the counterparty's credit risk and JBIC's credit risk. Main inputs used in these valuation methodologies include interest rates, exchange rates, and credit spreads. Since unobservable inputs are not used, this fair value is classified into Level 2. Such transactions include plain vanilla interest rate swaps, currency swaps, and forward foreign exchange contracts.

(Note 2) Information on Level 3 fair value of financial instruments recognized in the consolidated balance sheets at fair value

(1) Quantitative information on significant unobservable inputs

As of March 31, 2022

Category	Valuation methodologies	Significant unobservable inputs	Range of inputs	Weighted average of inputs
Securities				
Securities classified as trading Equity and other securities	Present value method	Discount rate	9.9%-23.7%	14.1%

As of March 31, 2023

Category	Valuation methodologies	Significant unobservable inputs	Range of inputs	Weighted average of inputs
Securities				
Securities classified as trading Equity and other securities	Present value method	Discount rate	4.3%-21.5%	12.1%

(2) Reconciliation between the opening balance and the closing balance, and valuation gain (loss) recognized in profit or loss during the fiscal year

As of March 31, 2022

(In millions of yen)

	Balance as of April 1, 2021	Profit or loss or other comprehensive income during the fiscal year		Purchase, sale, issuance and settlement (Net)	Transfer to Level 3 fair value ^{(*)3}	Transfer from Level 3 fair value ^{(*)4}	Balance as of March 31, 2022	Of the amount recognized in profit or loss during the fiscal year, valuation gain (loss) on financial assets and liabilities held as of the date of the consolidated balance sheets ^{(*)1}
		Recognized in profit or loss ^{(*)1}	Recognized in other comprehensive income ^{(*)2}					
Securities								
Securities classified as trading Equity and other securities	¥ 12,687	¥ 1,841	¥ 1,673	¥ 749	¥ —	¥ —	¥ 16,951	¥ 1,841

^{(*)1} Included in Other under Other income in the consolidated statements of operations.

^{(*)2} Included in Foreign currency translation adjustment under Other comprehensive income (loss) in the consolidated statements of comprehensive income.

^{(*)3} This represents a transfer from Level 2 fair value to Level 3 fair value and did not occur during the fiscal year ended March 2022.

^{(*)4} This represents a transfer from Level 3 fair value to Level 2 fair value and did not occur during the fiscal year ended March 2022.

As of March 31, 2023

(In millions of yen)

	Balance as of April 1, 2022	Profit or loss or other comprehensive income during the fiscal year		Purchase, sale, issuance and settlement (Net)	Transfer to Level 3 fair value ^{(*)3}	Transfer from Level 3 fair value ^{(*)4}	Balance as of March 31, 2023	Of the amount recognized in profit or loss during the fiscal year, valuation gain (loss) on financial assets and liabilities held as of the date of the consolidated balance sheets ^{(*)1}
		Recognized in profit or loss ^{(*)1}	Recognized in other comprehensive income ^{(*)2}					
Securities								
Securities classified as trading								
Equity and other securities	¥ 16,951	¥ (3,416)	¥ 4,404	¥ —	¥ —	¥ —	¥ 17,939	¥ (3,416)

As of March 31, 2023

(In millions of U.S. dollars)

	Balance as of April 1, 2022	Profit or loss or other comprehensive income during the fiscal year		Purchase, sale, issuance and settlement (Net)	Transfer to Level 3 fair value ^{(*)3}	Transfer from Level 3 fair value ^{(*)4}	Balance as of March 31, 2023	Of the amount recognized in profit or loss during the fiscal year, valuation gain (loss) on financial assets and liabilities held as of the date of the consolidated balance sheets ^{(*)1}
		Recognized in profit or loss ^{(*)1}	Recognized in other comprehensive income ^{(*)2}					
Securities								
Securities classified as trading								
Equity and other securities	\$ 127	\$ (26)	\$ 33	\$ —	\$ —	\$ —	\$ 134	\$ (26)

(*)1 Included in Other under Other expenses in the consolidated statements of operations.

(*)2 Included in Foreign currency translation adjustment under Other comprehensive income (loss) in the consolidated statements of comprehensive income.

(*)3 This represents a transfer from Level 2 fair value to Level 3 fair value and did not occur during the fiscal year ended March 2023.

(*)4 This represents a transfer from Level 3 fair value to Level 2 fair value and did not occur during the fiscal year ended March 2023.

(3) Fair valuation process

The JBIC Group has in place the policies and procedures for the fair value determination and each trading department determines fair value in line with these policies and procedures. With respect to the fair value determined, an independent department, verifies the appropriateness of the valuation methodologies, and the reasonableness of inputs, that are used in determining fair value and the appropriateness of the classification of fair value by level. The verification results are escalated to management every fiscal year to ensure the appropriateness of the policies and procedures for the fair value determination.

In determining fair value, a valuation model that best reflects the nature, characteristics, and risks of individual assets is used. When using quoted prices obtained from third parties, JBIC verifies the reasonableness of such prices by reviewing the valuation methodologies and inputs used or by other appropriate methods.

(4) Effects on fair value arising from changes in significant unobservable inputs

The significant unobservable input used for determining the fair value of equity and other securities is the discount rate. The weighted average cost of capital is primarily used as the discount rate. Generally, a significant increase (decrease) in the discount rate gives rise to a significant decrease (increase) in the fair value.

18. Market value of securities

Information relating to "Equity securities of and other investments in subsidiaries and affiliates" is presented in the notes to the consolidated financial statements.

(a) Securities classified as trading

	Fiscal year ended March 31, 2022 (In millions of yen)	Fiscal year ended March 31, 2023 (In millions of yen)	Fiscal year ended March 31, 2023 (In millions of U.S. dollars)
Unrealized gains or losses included in profit or loss for the fiscal year	¥ 1,905	¥ (3,416)	\$ (26)

(b) Held-to-maturity debt securities

Fiscal year ended March 31, 2022

Not applicable.

Fiscal year ended March 31, 2023

Not applicable.

(c) Available-for-sale securities

As of March 31, 2022

(In millions of yen)

Type		Carrying amount	Acquisition cost	Difference
Securities whose carrying amount exceeds their acquisition cost	Stocks	¥ —	¥ —	¥ —
	Debt securities	—	—	—
	Japanese government bonds	—	—	—
	Corporate bonds	—	—	—
	Other	30,627	30,600	27
Subtotal		30,627	30,600	27
Securities whose carrying amount does not exceed their acquisition cost	Stocks	—	—	—
	Debt securities	—	—	—
	Japanese government bonds	—	—	—
	Corporate bonds	—	—	—
	Other	6,119	6,400	(280)
Subtotal		6,119	6,400	(280)
Total		¥ 36,746	¥ 37,000	¥ (253)

As of March 31, 2023

(In millions of yen)

Type		Carrying amount	Acquisition cost	Difference
Securities whose carrying amount exceeds their acquisition cost	Stocks	¥ —	¥ —	¥ —
	Debt securities	—	—	—
	Japanese government bonds	—	—	—
	Corporate bonds	—	—	—
	Other	—	—	—
Subtotal		—	—	—
Securities whose carrying amount does not exceed their acquisition cost	Stocks	—	—	—
	Debt securities	—	—	—
	Japanese government bonds	—	—	—
	Corporate bonds	—	—	—
	Other	45,621	47,000	(1,378)
Subtotal		45,621	47,000	(1,378)
Total		¥ 45,621	¥ 47,000	¥ (1,378)

As of March 31, 2023

(In millions of U.S. dollars)

	Type	Carrying amount	Acquisition cost	Difference
Securities whose carrying amount exceeds their acquisition cost	Stocks	\$ —	\$ —	\$ —
	Debt securities	—	—	—
	Japanese government bonds	—	—	—
	Corporate bonds	—	—	—
	Other	—	—	—
Subtotal		—	—	—
Securities whose carrying amount does not exceed their acquisition cost	Stocks	—	—	—
	Debt securities	—	—	—
	Japanese government bonds	—	—	—
	Corporate bonds	—	—	—
	Other	342	352	(10)
Subtotal		342	352	(10)
Total		\$ 342	\$ 352	\$ (10)

(d) Held-to-maturity debt securities sold

Fiscal year ended March 31, 2022

Not applicable.

Fiscal year ended March 31, 2023

Not applicable.

(e) Available-for-sale securities sold

Fiscal year ended March 31, 2022

(In millions of yen)

	Amount of sales	Total gain on sales	Total loss on sales
Stocks	¥ —	¥ —	¥ —
Debt securities	—	—	—
Japanese government bonds	—	—	—
Corporate bonds	—	—	—
Other	3,730	173	7
Total	¥ 3,730	¥ 173	¥ 7

Fiscal year ended March 31, 2023

(In millions of yen)

	Amount of sales	Total gain on sales	Total loss on sales
Stocks	¥ —	¥ —	¥ —
Debt securities	—	—	—
Japanese government bonds	—	—	—
Corporate bonds	—	—	—
Other	734	97	—
Total	¥ 734	¥ 97	¥ —

Fiscal year ended March 31, 2023

(In millions of U.S. dollars)

	Amount of sales	Total gain on sales	Total loss on sales
Stocks	\$ —	\$ —	\$ —
Debt securities	—	—	—
Japanese government bonds	—	—	—
Corporate bonds	—	—	—
Other	5	1	—
Total	\$ 5	\$ 1	\$ —

(f) **Change in classification of securities**

Fiscal year ended March 31, 2022

Not applicable.

Fiscal year ended March 31, 2023

Not applicable.

(g) **Impairment of securities**

Fiscal year ended March 31, 2022

Not applicable.

Fiscal year ended March 31, 2023

Not applicable.

(h) **Money held in trust**

(i) Money held in trust for trading purposes

Fiscal year ended March 31, 2022

Not applicable.

Fiscal year ended March 31, 2023

Not applicable.

(ii) Money held in trust for holding-to-maturity purposes

Fiscal year ended March 31, 2022

Not applicable.

Fiscal year ended March 31, 2023

Not applicable.

(iii) Other money held in trust (other than trading and holding-to-maturity purposes)

Fiscal year ended March 31, 2022

Not applicable.

Fiscal year ended March 31, 2023

Not applicable.

(i) **Net unrealized gains (losses) on available-for-sale securities are as follows:**

Fiscal year ended March 31, 2022

(In millions of yen)

Valuation difference	¥	16,084
Available-for-sale securities ^(*)		16,084
Other money held in trust		—
(+/-) Deferred tax assets (or -) Deferred tax liabilities		—
Valuation difference on available-for-sale securities (before following adjustments)	¥	16,084
(-) Non-controlling interests		—
(+/-) JBIC's interest in valuation difference on available-for-sale securities held by affiliates accounted for using the equity method		—
Valuation difference on available-for-sale securities	¥	16,084

(*) Foreign exchange translation differences and other related items for equity and other securities and partnership investments that are denominated in foreign currencies and whose market prices are not available are included in, and presented as, "Available-for-sale securities" under "Valuation difference."

Fiscal year ended March 31, 2023

(In millions of yen)

Valuation difference	¥	25,300
Available-for-sale securities ^(*)		25,300
Other money held in trust		—
(+/-) Deferred tax assets (or -) Deferred tax liabilities		—
Valuation difference on available-for-sale securities (before following adjustments)	¥	25,300
(-) Non-controlling interests		—
(+/-) JBIC's interest in valuation difference on available-for-sale securities held by affiliates accounted for using the equity method		—
Valuation difference on available-for-sale securities	¥	25,300

Fiscal year ended March 31, 2023	(In millions of U.S. dollars)
Valuation difference	\$ 189
Available-for-sale securities (*)	189
Other money held in trust	—
(+) Deferred tax assets (or (-) Deferred tax liabilities)	—
Valuation difference on available-for-sale securities (before following adjustments)	\$ 189
(-) Non-controlling interests	—
(+) JBIC's interest in valuation difference on available-for-sale securities held by affiliates accounted for using the equity method	—
Valuation difference on available-for-sale securities	\$ 189

(*) Foreign exchange translation differences and other related items for equity and other securities and partnership investments that are denominated in foreign currencies and whose market prices are not available are included in, and presented as, "Available-for-sale securities" under "Valuation difference."

19. Derivative transactions

Notes to derivative transactions for the fiscal years ended March 31, 2022 and 2023 are as follows:

(a) Derivative transactions not qualifying for hedge accounting

For derivative transactions not qualifying for hedge accounting, the contract value at the fiscal year end or notional amount defined in agreements, and fair value and valuation gain (loss) and the fair value calculation method are as follows. The contract value does not indicate the market risk of the derivative transactions.

- (i) Interest rate-related transactions
 - Fiscal year ended March 31, 2022
Not applicable.
 - Fiscal year ended March 31, 2023
Not applicable.
- (ii) Currency-related transactions
 - Fiscal year ended March 31, 2022
Not applicable.
 - Fiscal year ended March 31, 2023
Not applicable.
- (iii) Equity-related transactions
 - Fiscal year ended March 31, 2022
Not applicable.
 - Fiscal year ended March 31, 2023
Not applicable.
- (iv) Bond-related transactions
 - Fiscal year ended March 31, 2022
Not applicable.
 - Fiscal year ended March 31, 2023
Not applicable.
- (v) Commodity-related transactions
 - Fiscal year ended March 31, 2022
Not applicable.
 - Fiscal year ended March 31, 2023
Not applicable.
- (vi) Credit derivative transactions
 - Fiscal year ended March 31, 2022
Not applicable.
 - Fiscal year ended March 31, 2023
Not applicable.

(b) Derivative transactions qualifying for hedge accounting

For derivative transactions qualifying for hedge accounting, the contract value at the fiscal year end or notional amount defined in agreements, and fair value and its calculation method, by hedged item and by hedge accounting method, are as follows. The contract value does not indicate the market risk of the derivative transactions.

(i) Interest rate-related transactions

Fiscal year ended March 31, 2022

(In millions of yen)

Hedge accounting	Type	Major hedged items	Contract value	Contract value (Maturing after one year)	Fair value
Basic accounting method	Interest rate swap	Loans and bills discounted			
	Receive/fixed and pay/floating	Bonds payable	¥ 5,580,011	¥ 4,662,086	¥ (86,408)
	Receive/floating and pay/fixed		625,101	613,438	(2,893)
	Total		¥ —	¥ —	¥ (89,301)

Fiscal year ended March 31, 2023

(In millions of yen)

Hedge accounting	Type	Major hedged items	Contract value	Contract value (Maturing after one year)	Fair value
Basic accounting method	Interest rate swap	Loans and bills discounted			
	Receive/fixed and pay/floating	Bonds payable	¥ 5,956,158	¥ 4,914,624	¥ (374,275)
	Receive/floating and pay/fixed		592,441	567,460	25,385
	Total		¥ —	¥ —	¥ (348,890)

Fiscal year ended March 31, 2023

(In millions of U.S. dollars)

Hedge accounting	Type	Major hedged items	Contract value	Contract value (Maturing after one year)	Fair value
Basic accounting method	Interest rate swap	Loans and bills discounted			
	Receive/fixed and pay/floating	Bonds payable	\$ 44,605	\$ 36,805	\$ (2,803)
	Receive/floating and pay/fixed		4,437	4,250	190
	Total		\$ —	\$ —	\$ (2,613)

(ii) Currency-related transactions

Fiscal year ended March 31, 2022

(In millions of yen)

Hedge accounting	Type	Major hedged items	Contract value	Contract value (Maturing after one year)	Fair value
Basic accounting method	Currency swap	Loans and bills discounted	¥ 4,194,367	¥ 2,800,719	¥ (373,545)
	Forward foreign exchange contracts	Investments in capital and other items			
	Sell		36,564	—	568
	Buy		164	—	(0)
	Total		¥ —	¥ —	¥ (372,977)

Note These are mainly accounted for using the deferral method of hedge accounting under the Industry-specific Committee Practical Guideline No. 25.

Fiscal year ended March 31, 2023

(In millions of yen)

Hedge accounting	Type	Major hedged items	Contract value	Contract value (Maturing after one year)	Fair value
Basic accounting method	Currency swap	Loans and bills discounted	¥ 4,329,610	¥ 3,601,970	¥ (339,198)
	Forward foreign exchange contracts	Investments in capital and other items			
	Sell		5,541	—	12
	Buy		—	—	—
	Total		¥ —	¥ —	¥ (339,186)

Fiscal year ended March 31, 2023

(In millions of U.S. dollars)

Hedge accounting	Type	Major hedged items	Contract value	Contract value (Maturing after one year)	Fair value
Basic accounting method	Currency swap	Loans and bills discounted	\$ 32,424	\$ 26,975	\$ (2,540)
	Forward foreign exchange contracts	Investments in capital and other items			
	Sell		41	—	0
	Buy		—	—	—
	Total		\$ —	\$ —	\$ (2,540)

Note These are mainly accounted for using the deferral method of hedge accounting under the Industry-specific Committee Practical Guideline No. 25.

- (iii) Equity-related transactions
Fiscal year ended March 31, 2022
Not applicable.
Fiscal year ended March 31, 2023
Not applicable.
- (iv) Bond-related transactions
Fiscal year ended March 31, 2022
Not applicable.
Fiscal year ended March 31, 2023
Not applicable.

20. Retirement benefits

(a) Overview of retirement benefit plans

JBIC abolished the welfare pension fund plan effective October 1, 2014 and has established a defined benefit corporate pension plan and a defined contribution pension plan.

JBIC has a defined benefit pension plan comprised of a corporate pension plan (transferred from a welfare pension fund plan effective October 1, 2014) and a lump-sum severance indemnity plan. Although JBIC's corporate pension plan is a multi-employer plan, the amount of the pension assets corresponding to its own contribution can be reasonably calculated based on the ratio of the projected benefit obligations, and therefore notes are included in the following notes related to the defined pension plan.

Under the corporate pension plan (funded type), pension or lump-sum payments are provided based on salary and service period. Under the lump-sum severance indemnity plan (unfunded type), lump-sum payments are provided as retirement benefits based on salary and service period. In addition, JBIC has established a defined contribution-type retirement benefit plan effective October 1, 2014.

(b) Defined benefit pension plan

(i) Changes in the projected benefit obligation

Category	For the year ended March 31, 2022 (In millions of yen)	For the year ended March 31, 2023 (In millions of yen)	For the year ended March 31, 2023 (In millions of U.S. dollars)
Projected benefit obligation at the beginning of the fiscal year	¥ 11,168	¥ 10,971	\$ 82
Service cost	468	452	3
Interest cost	31	46	0
Actuarial gains (losses)	(1)	(193)	(1)
Retirement benefit paid	(695)	(711)	(5)
Projected benefit obligation at the end of the fiscal year	¥ 10,971	¥ 10,564	\$ 79

(ii) Changes in the plan assets

Category	For the year ended March 31, 2022 (In millions of yen)	For the year ended March 31, 2023 (In millions of yen)	For the year ended March 31, 2023 (In millions of U.S. dollars)
Pension assets at the beginning of the fiscal year	¥ 4,830	¥ 4,914	\$ 36
Expected return on plan assets	96	98	1
Actuarial gains (losses)	86	(44)	(0)
Contributions by the employer	131	134	1
Retirement benefit paid	(231)	(228)	(2)
Pension assets at the end of the fiscal year	¥ 4,914	¥ 4,873	\$ 36

- (iii) Reconciliation of the projected benefit obligation and plan assets and net defined benefit liability and net defined benefit asset in the consolidated balance sheets

Category	As of March 31, 2022 (In millions of yen)	As of March 31, 2023 (In millions of yen)	As of March 31, 2023 (In millions of U.S. dollars)
Funded projected benefit obligation	¥ 6,015	¥ 5,737	\$ 43
Fair value of plan assets	(4,914)	(4,873)	(36)
	1,101	863	7
Unfunded projected benefit obligation	4,955	4,826	36
Net amount of assets and liabilities in the consolidated balance sheets	¥ 6,056	¥ 5,690	\$ 43
Defined benefit liability	6,056	5,690	43
Defined benefit asset	—	—	—
Net amount of assets and liabilities in the consolidated balance sheets	¥ 6,056	¥ 5,690	\$ 43

- (iv) Components of retirement benefit expense

Category	For the year ended March 31, 2022 (In millions of yen)	For the year ended March 31, 2023 (In millions of yen)	For the year ended March 31, 2023 (In millions of U.S. dollars)
Service cost	¥ 468	¥ 452	\$ 3
Interest cost	31	46	0
Expected return on plan assets	(96)	(98)	(1)
Realized actuarial loss	(88)	(149)	(1)
Retirement benefit expense	¥ 314	¥ 251	\$ 1

- (v) Plan assets

- ① Major components of plan assets

Percentages of components to the total are as follows:

Category	As of March 31, 2022	As of March 31, 2023
Debt securities	64%	62%
Stocks	25%	26%
General accounts of life insurance companies	11%	11%
Cash and due from banks	0%	1%
Other	0%	0%
Total	100%	100%

- ② Method of determining the long-term expected rate of return on plan assets

The long-term expected rate of return on plan assets is determined based on the current and projected pension asset allocations as well as on the current and future rates of return expected from various assets that are components of plan assets.

- (vi) Principal assumptions used

Principal assumptions used in actuarial calculations

Category	For the year ended March 31, 2022	For the year ended March 31, 2023
Discount rate	0.42%	0.69%
Expected rate of return on plan assets	2.00%	2.00%
Expected rate of salary increase	4.06%	4.05%

- (c) Defined contribution plan

Fiscal year ended March 31, 2022

The amount of contribution required to be made to the defined contribution plan was ¥27 million.

Fiscal year ended March 31, 2023

The amount of contribution required to be made to the defined contribution plan was ¥28 million (\$0 million).

21. Deferred tax accounting

(a) Breakdown of deferred tax assets and deferred tax liabilities

	As of March 31, 2022 (In millions of yen)	As of March 31, 2023 (In millions of yen)	As of March 31, 2023 (In millions of U.S. dollars)
Deferred tax assets			
Leasehold deposits (Asset retirement obligations)	¥ 2	¥ 3	\$ 0
Accrued income recognized for tax purposes	—	49	0
Bad debt expenses not deducted for tax purposes	—	1	0
Other	1	0	0
Sub total	4	55	0
Valuation allowance	(4)	(54)	(0)
Total deferred tax assets	¥ —	¥ 0	\$ 0

Deferred tax assets are included in, and presented as, Other assets in the consolidated balance sheets. Income taxes—deferred is included in, and presented as “Income taxes—current” in the consolidated statements of operations.

(b) Breakdown of major items resulting in a significant difference between the effective statutory tax rate and the rate of income tax and other taxes after applying deferred tax accounting

This information is not presented since JBIC is a nontaxable entity defined in the Article 2, Item 5 of the Corporation Tax Act (Act No. 34 of 1965) and therefore there is no significant difference between the effective statutory tax rate and the rate of income tax and other taxes after applying deferred tax accounting.

22. Revenue recognition

Information on the breakdown of revenue from contracts with customers is as follows:

Category	For the year ended March 31, 2022 (In millions of yen)	For the year ended March 31, 2023 (In millions of yen)	For the year ended March 31, 2023 (In millions of U.S. dollars)
Ordinary income	¥ 313,480	¥ 659,923	\$ 4,942
Of which, Fees and commissions	26,100	22,746	170
Financing and other similar activities	25,770	22,648	169
Investments and other similar activities	330	98	1

Notes 1. Revenue presented in the above table has arisen from “Ordinary Operations.”

2. The above table includes revenue that is based on “Accounting Standard for Financial Instruments” (ASBJ Statement No. 10).

23. Segment information

(a) Segment summary

The JBIC Group’s operating segments are those for which discrete financial information is available, and whose operating results are regularly reviewed by JBIC’s management.

The JBIC Group is a policy-based financial institution wholly owned by the Japanese government, which has the purpose of contributing to the sound development of Japan and the international economy and society, while supplementing the financial transactions implemented by private-sector financial institutions by performing financial operations from four viewpoints: i.e., “promotion of the overseas development and securement of resources which are important for Japan”; “maintenance and improvement of the international competitiveness of Japanese industries”; “promotion of the overseas business having the purpose of preserving the global environment, such as preventing global warming”; and “prevention of disruptions to international financial order or implementation of appropriate measures with respect to damages caused by such disruption.” To achieve these purposes, for business operations defined under the Act on Japan Bank for International Cooperation and other acts, JBIC has two reporting segments: “Ordinary Operations” account and “Special Operations” account. Accounting operations are separately carried out for respective accounts.

The “Ordinary Operations” account covers the businesses which are not included in the “Special Operations” account of the JBIC Group. The Ordinary Operations account also includes the investment business of the consolidated subsidiaries.

The “Special Operations” account includes the businesses that offer financing services such as lending to overseas infrastructure business projects that has risks but generate a sufficient level of expected return.

(b) Method of calculating ordinary income, profit or loss, assets, liabilities and other items by reportable segment
Accounting treatments applied to business segments reported are the same as those disclosed in “Notes to Consolidated Financial Statements.” The amount of profit (or loss) of reportable segments is based on Net income attributable to owner of parent.

(c) Information about the amount of ordinary income, profit or loss, assets, liabilities and other items by reportable segment

Fiscal year ended March 31, 2022

(In millions of yen)

	Ordinary Operations	Special Operations	Sub-total for reportable segments	Adjustments	Amount reported in the consolidated financial statements
Ordinary income					
(1) Ordinary income from customers	¥ 312,965	¥ 1,896	¥ 314,862	¥ (1,381)	¥ 313,480
(2) Intersegment ordinary income	52	—	52	(52)	—
Total	¥ 313,018	¥ 1,896	¥ 314,914	¥ (1,433)	¥ 313,480
Segment profit	17,153	145	17,299	—	17,299
Segment assets	18,109,423	320,046	18,429,469	(39)	18,429,429
Segment liabilities	15,520,239	6,262	15,526,502	(39)	15,526,462
Other items					
Depreciation and amortization	3,067	—	3,067	—	3,067
Interest income	226,708	1,809	228,518	(545)	227,973
Interest expense	135,362	545	135,908	(545)	135,363
Profits of equity method investments	1,483	—	1,483	—	1,483
Impairment losses on equity and other securities	2,526	—	2,526	—	2,526
Extraordinary income	4	—	4	—	4
Gain on disposal of noncurrent assets	4	—	4	—	4
Extraordinary loss	0	—	0	—	0
Loss on disposal of noncurrent assets	0	—	0	—	0
Income tax expenses	48	—	48	—	48
Equity method investments	33,754	—	33,754	—	33,754
Increase in Property, plant and equipment and Intangible assets	8,148	—	8,148	—	8,148
Reversal of allowance for loan losses	—	83	83	(83)	—
Provision of allowance for loan losses	131,076	—	131,076	(83)	130,992

Notes 1. Ordinary income is disclosed in place of sales for non-financial companies. Adjustments for the difference represent adjustments related to the difference between ordinary income and Ordinary income disclosed in the consolidated statements of operations.

2. Adjustments above are as described below.

(1) Adjustments to ordinary income from customers, which is ¥1,381 million represent reclassification of accounts.

(2) Other adjustments represent elimination of intersegment transactions.

Fiscal year ended March 31, 2023

(In millions of yen)

	Ordinary Operations	Special Operations	Sub-total for reportable segments	Adjustments	Amount reported in the consolidated financial statements
Ordinary income					
(1) Ordinary income from customers	¥ 657,719	¥ 2,234	¥ 659,954	¥ (30)	¥ 659,923
(2) Intersegment ordinary income	62	—	62	(62)	—
Total	¥ 657,782	¥ 2,234	¥ 660,016	¥ (93)	¥ 659,923
Segment profit	155,621	964	156,585	—	156,585
Segment assets	19,826,521	331,398	20,157,920	(37)	20,157,883
Segment liabilities	17,202,608	5,917	17,208,526	(37)	17,208,488
Other items					
Depreciation and amortization	3,445	—	3,445	—	3,445
Interest income	568,495	2,071	570,567	—	570,567
Interest expense	459,290	731	460,022	—	460,022
Profits of equity method investments	2,058	—	2,058	—	2,058
Impairment losses on equity and other securities	3,486	—	3,486	—	3,486
Extraordinary income	13	—	13	—	13
Gain on disposal of noncurrent assets	13	—	13	—	13
Extraordinary loss	0	—	0	—	0
Loss on disposal of noncurrent assets	0	—	0	—	0
Income tax expenses	13	—	13	—	13
Equity method investments	44,298	—	44,298	—	44,298
Increase in Property, plant and equipment and Intangible assets	4,240	—	4,240	—	4,240
Reversal of allowance for loan losses	19,194	158	19,352	—	19,352

Fiscal year ended March 31, 2023

(In millions of U.S. dollars)

	Ordinary Operations	Special Operations	Sub-total for reportable segments	Adjustments	Amount reported in the consolidated financial statements
Ordinary income					
(1) Ordinary income from customers	\$ 4,925	\$ 17	\$ 4,942	\$ (0)	\$ 4,942
(2) Intersegment ordinary income	1	—	1	(1)	—
Total	\$ 4,926	\$ 17	\$ 4,943	\$ (1)	\$ 4,942
Segment profit	1,166	7	1,173	—	1,173
Segment assets	148,480	2,482	150,962	(1)	150,961
Segment liabilities	128,830	44	128,874	(1)	128,873
Other items					
Depreciation and amortization	26	—	26	—	26
Interest income	4,257	16	4,273	—	4,273
Interest expense	3,440	5	3,445	—	3,445
Profits of equity method investments	15	—	15	—	15
Impairment losses on equity and other securities	26	—	26	—	26
Extraordinary income	0	—	0	—	0
Gain on disposal of noncurrent assets	0	—	0	—	0
Extraordinary loss	0	—	0	—	0
Loss on disposal of noncurrent assets	0	—	0	—	0
Income tax expenses	0	—	0	—	0
Equity method investments	332	—	332	—	332
Increase in Property, plant and equipment and Intangible assets	32	—	32	—	32
Reversal of allowance for loan losses	144	1	145	—	145

Notes 1. Ordinary income is disclosed in place of sales for non-financial companies. Adjustments for the difference represent adjustments related to the difference between ordinary income and Ordinary income disclosed in the consolidated statements of operations.

2. Adjustments above are as described below.

(1) Adjustments to ordinary income from customers, which is ¥30 million (\$0 million) represent reclassification of accounts.

(2) Other adjustments represent elimination of intersegment transactions.

(d) Related information

Fiscal year ended March 31, 2022

(i) Information about services

The information about services is not presented since ordinary income from outside customers in relation to the loan, guarantee and equity participation operations is more than 90% of Ordinary income on the consolidated statements of operations.

(ii) Information about geographical areas

① Ordinary income:

(In millions of yen)

Japan	Asia/Oceania	Europe/Middle East /Africa	North America/ Latin America	Total
¥ 40,979	¥ 117,972	¥ 106,269	¥ 48,259	¥ 313,480

Notes 1. Ordinary income is disclosed in place of sales for non-financial companies.

2. Ordinary income is disclosed based on the location of the customers and is classified by country or region.

② Property, plant and equipment

The information about property, plant and equipment is not presented since more than 90% of Property, plant and equipment on the consolidated balance sheets is located in Japan.

(iii) Information about major customers

The information about major customers is not presented since there are no transactions with a certain customer which result in more than 10% of Ordinary income on the consolidated statements of operations.

Fiscal year ended March 31, 2023

(i) Information about services

The information about services is not presented since ordinary income from outside customers in relation to the loan, guarantee and equity participation operations is more than 90% of Ordinary income on the consolidated statements of operations.

(ii) Information about geographical areas

① Ordinary income:

(In millions of yen)

Japan	Asia/Oceania	Europe/Middle East /Africa	North America/ Latin America	Total
¥ 189,758	¥ 191,701	¥ 158,509	¥ 119,954	¥ 659,923

(In millions of U.S. dollars)

Japan	Asia/Oceania	Europe/Middle East /Africa	North America/ Latin America	Total
\$ 1,421	\$ 1,436	\$ 1,187	\$ 898	\$ 4,942

Notes 1. Ordinary income is disclosed in place of sales for non-financial companies.

2. Ordinary income is disclosed based on the location of the customers and is classified by country or region.

② Property, plant and equipment

The information about property, plant and equipment is not presented since more than 90% of Property, plant and equipment on the consolidated balance sheets is located in Japan.

(iii) Information about major customers

The information about major customers is not presented since there are no transactions with a certain customer which result in more than 10% of Ordinary income on the consolidated statements of operations.

(e) Information about impairment losses of property, plant and equipment in reportable segments

Fiscal year ended March 31, 2022

Not applicable.

Fiscal year ended March 31, 2023

Not applicable.

(f) Information about the amortization and balance of goodwill in reportable segments

Fiscal year ended March 31, 2022

Not applicable.

Fiscal year ended March 31, 2023

Not applicable.

(g) Information about gains from the recognition of negative goodwill in reportable segments

Fiscal year ended March 31, 2022

Not applicable.

Fiscal year ended March 31, 2023

Not applicable.

24. Related-party information

1. Related party transactions

(1) Related party transactions with JBIC

(a) Transactions with major shareholder

Fiscal year ended March 31, 2022

(In millions of yen)

	Related party name	Location	Capital	Business	Ratio to total voting rights (%)	Relationship with related parties	Transactions	Amounts of transactions (Note 4)	Items	Balance as of March 31, 2022 (Note 4)
Principal shareholder	Ministry of Finance (Minister of Finance)	Chiyoda-ku, Tokyo	—	Administration for policy based financing	100 (Direct)	Receipt of funds	Capital subscription (Note 1)	¥ 60,000	—	¥ —
							Receipt of funds (Note 2)	1,310,687	Borrowed money	7,554,208
							Repayment of borrowed money	926,306		
							Payment of interest on borrowed money (Note 2)	21,107	Accrued expense	7,523
							Guarantee for corporate bonds (Note 3)	5,574,984	—	—

Notes 1. Ministry of Finance subscribed new shares issued by JBIC through an allotment to the shareholder for ¥1 per share.

2. Receipt of funds represents borrowings from the FILP special account and Foreign Exchange Funds Special Account ("FEFSA"). FILP interest rates are applied in accordance with the FILP agreement, while the interest rates under the respective agreements related to the FEFSA are applied to borrowings from foreign exchange funds.

3. No guarantee fee has been paid for the guarantee of bonds.

4. Figures in the table above do not include consumption taxes.

Fiscal year ended March 31, 2023

(In millions of yen)

	Related party name	Location	Capital	Business	Ratio to total voting rights (%)	Relationship with related parties	Transactions	Amounts of transactions (Note 4)	Items	Balance as of March 31, 2023 (Note 4)
Principal shareholder	Ministry of Finance (Minister of Finance)	Chiyoda-ku, Tokyo	—	Administration for policy based financing	100 (Direct)	Receipt of funds	Capital subscription (Note 1)	¥ 85,000	—	¥ —
							Receipt of funds (Note 2)	3,433,096	Borrowed money	8,513,677
							Repayment of borrowed money	2,999,052		
							Payment of interest on borrowed money (Note 2)	186,843	Accrued expense	68,641
							Guarantee for corporate bonds (Note 3)	6,171,755	—	—

Fiscal year ended March 31, 2023

(In millions of U.S. dollars)

	Related party name	Location	Capital	Business	Ratio to total voting rights (%)	Relationship with related parties	Transactions	Amounts of transactions (Note 4)	Items	Balance as of March 31, 2023 (Note 4)
Principal shareholder	Ministry of Finance (Minister of Finance)	Chiyoda-ku, Tokyo	—	Administration for policy based financing	100 (Direct)	Receipt of funds	Capital subscription (Note 1)	\$ 637	—	\$ —
							Receipt of funds (Note 2)	25,710	Borrowed money	63,759
							Repayment of borrowed money	22,460		
							Payment of interest on borrowed money (Note 2)	1,399	Accrued expenses	514
							Guarantee for corporate bonds (Note 3)	46,220	—	—

Notes 1. Ministry of Finance subscribed new shares issued by JBIC through an allotment to the shareholder for ¥1 (\$0.007) per share.

2. Receipt of funds represents borrowings from the FILP special account and FEFSAs. FILP interest rates are applied in accordance with the FILP agreement, while the interest rates under the respective agreements related to the FEFSAs are applied to borrowings from foreign exchange funds.

3. No guarantee fee has been paid for the guarantee of bonds.

4. Figures in the table above do not include consumption taxes.

(b) Transactions with fellow subsidiaries and subsidiaries of any other associated companies

Fiscal year ended March 31, 2022

(In millions of yen)

	Corporate name	Location	Capital	Business	Ratio to total voting rights (%)	Relationship with related parties	Transactions	Amounts of transactions	Items	Balance as of March 31, 2022
Entities that had the majority of their voting rights held by principal shareholder	Japan International Cooperation Agency	Chiyoda-ku, Tokyo	¥8,310,588	Official development assistance	None	Joint obligor	Joint obligations	¥ 20,000 (Notes 1, 3)	—	¥ —
	Japan Finance Corporation	Chiyoda-ku, Tokyo	11,612,727	Finance	None	Joint obligor	Joint obligations	60,000 (Notes 2, 3)	—	—

Notes 1. JBIC assumed the obligations of the JBIC bonds in accordance with Article 12 (1) of the Supplementary Provisions of the JBIC Act, and the Japan International Cooperation Agency ("JICA") is jointly responsible for the obligations of these bonds in accordance with the provision of Article 4 (1) of Supplementary Provisions of the Japan International Cooperation Agency Act (Act No. 136 of 2002). Pursuant to Article 4 (2) hereof, all of JICA's assets are pledged as general collateral for these joint obligations.

2. JBIC is jointly responsible for the obligations of JFC bonds in accordance with Article 17 (1) (ii) of Supplementary Provisions of the JBIC Act. In accordance with Article 17 (2) hereof, all of JBIC's assets are all pledged as general collateral for these joint obligations.

3. In relation to these joint obligations, no transactions are recognized in the consolidated statements of operations.

Fiscal year ended March 31, 2023

(In millions of yen)

	Corporate name	Location	Capital	Business	Ratio to total voting rights (%)	Relationship with related parties	Transactions	Amounts of transactions	Items	Balance as of March 31, 2023
Entities that had the majority of their voting rights held by principal shareholder	Japan International Cooperation Agency	Chiyoda-ku, Tokyo	¥8,357,429	Official development assistance	None	Joint obligor	Joint obligations	¥ 20,000 (Notes 1, 3)	—	¥ —
	Japan Finance Corporation	Chiyoda-ku, Tokyo	11,696,178	Finance	None	Joint obligor	Joint obligations	60,000 (Notes 2, 3)	—	—

Fiscal year ended March 31, 2023

(In millions of U.S. dollars)

	Corporate name	Location	Capital	Business	Ratio to total voting rights (%)	Relationship with related parties	Transactions	Amounts of transactions	Items	Balance as of March 31, 2023
Entities that had the majority of their voting rights held by principal shareholder	Japan International Cooperation Agency	Chiyoda-ku, Tokyo	\$ 62,588	Official development assistance	None	Joint obligor	Joint obligations	\$ 150 (Notes 1, 3)	—	\$ —
	Japan Finance Corporation	Chiyoda-ku, Tokyo	87,592	Finance	None	Joint obligor	Joint obligations	449 (Notes 2, 3)	—	—

Notes 1. JBIC assumed the obligations of the JBIC bonds in accordance with Article 12 (1) of the Supplementary Provisions of the JBIC Act, and the Japan International Cooperation Agency ("JICA") is jointly responsible for the obligations of these bonds in accordance with the provision of Article 4 (1) of Supplementary Provisions of the Japan International Cooperation Agency Act (Act No. 136 of 2002). Pursuant to Article 4 (2) hereof, all of JICA's assets are pledged as general collateral for these joint obligations.

2. JBIC is jointly responsible for the obligations of JFC bonds in accordance with Article 17 (1) (ii) of Supplementary Provisions of the JBIC Act. In accordance with Article 17 (2) hereof, all of JBIC's assets are all pledged as general collateral for these joint obligations.

3. In relation to these joint obligations, no transactions are recognized in the consolidated statements of operations.

(2) Transactions between consolidated subsidiaries and related parties

Not applicable.

2. Notes to the parent company or significant affiliates

(1) Parent company information

Not applicable.

(2) Condensed financial information of significant affiliates

Significant affiliates of JBIC are IFC Capitalization (Subordinated Debt) Fund, L.P. and IFC Capitalization (Equity) Fund, L.P. in the current fiscal year. Their condensed financial information is as shown below:

	For the year ended March 31, 2022 (In millions of yen)	For the year ended March 31, 2023 (In millions of yen)	For the year ended March 31, 2023 (In millions of U.S. dollars)
Total assets	¥ 43,009	¥ 42,325	\$ 317
Total liabilities	132	111	1
Total net assets	42,877	42,214	316
Gain on investment	2,136	2,945	22
Net income before income taxes	1,452	1,430	11
Net income	1,452	1,430	11

25. Amounts per share

Amounts per share as of and for the fiscal years ended March 31, 2022 and 2023 are calculated as follows:

	For the year ended March 31, 2022 (In yen)	For the year ended March 31, 2023 (In yen)	For the year ended March 31, 2023 (In U.S. dollars)
Net assets per share of common stock	¥ 1.54	¥ 1.50	\$ 0.01
Net income per share of common stock	0.00	0.08	0.00

Note 1. Net income per share of common stock is based on the following information.

Diluted net income per share of common stock is not presented since there are no dilutive shares.

	For the year ended March 31, 2022 (In millions of yen)	For the year ended March 31, 2023 (In millions of yen)	For the year ended March 31, 2023 (In millions of U.S. dollars)
Net income attributable to owner of parent	¥ 17,299	¥ 156,585	\$ 1,173
Amount not attributable to common stock	—	—	—
Net income attributable to owner of parent related to common stock	17,299	156,585	1,173
Average number of outstanding shares of common stock (during the fiscal year)	1,815,279,452 thousand shares	1,875,663,013 thousand shares	

Note 2. Net assets per share of common stock is based on the following information.

	As of March 31, 2022 (In millions of yen)	As of March 31, 2023 (In millions of yen)	As of March 31, 2023 (In millions of U.S. dollars)
Net assets	¥ 2,902,967	¥ 2,949,394	\$ 22,088
Deductions from net assets	350	283	2
(Non-controlling interests)	350	283	2
Net assets related to common stock	2,902,617	2,949,110	22,086
Year-end number of outstanding shares of common stock based on which net assets per share was calculated	1,873,800,000 thousand shares	1,958,800,000 thousand shares	

26. Bonds payable

Bonds payable as of March 31, 2023 are as follows:

(In millions of yen)

Name of company	Description of bonds payable	Date of issuance	Balance at the beginning of the current fiscal year	Balance at the end of the current fiscal year	Interest rate (%)	Collateral	Maturity date	Remarks
JBIC	Government guaranteed JBIC foreign bonds 4 th , 9 th , 10 th , 12 th , 13 th , 15 th , 17 th , 19 th , 24 th , 25 th , 28 th , 29 th , 31 st , 32 nd , 34 th - 57 th	July 31, 2013 – February 15, 2023	5,574,984 (USD 45,222,492,000) (GBP 249,879,000)	6,171,755 [1,068,126] (USD 43,735,356,000) [USD 7,999,150,000] (GBP 249,907,000) (EUR 1,992,853,000)	0.375 – 4.375	General collateral	June 1, 2022 – April 15, 2031	
	JBIC bonds 23 rd	March 14, 2006	20,000	20,000	2.090	General collateral	December 19, 2025	*1
	Non-guaranteed JBIC domestic bonds 3 rd	August 10, 2017	40,000	—	0.030	General collateral	June 20, 2022	
	Total	—	¥ 5,634,984	¥ 6,191,755	—	—	—	—

(In millions of U.S. dollars)

Name of company	Description of bonds payable	Date of issuance	Balance at the beginning of the current fiscal year	Balance at the end of the current fiscal year	Interest rate (%)	Collateral	Maturity date	Remarks
JBIC	Government guaranteed JBIC foreign bonds 4 th , 9 th , 10 th , 12 th , 13 th , 15 th , 17 th , 19 th , 24 th , 25 th , 28 th , 29 th , 31 st , 32 nd , 34 th - 57 th	July 31, 2013 – February 15, 2023	41,751 (USD 45,222,492,000) (GBP 249,879,000)	46,220 [7,999] (USD 43,735,356,000) [USD 7,999,150,000] (GBP 249,907,000) (EUR 1,992,853,000)	0.375 – 4.375	General collateral	June 1, 2022 – April 15, 2031	
	JBIC bonds 23 rd	March 14, 2006	149	150	2.090	General collateral	December 19, 2025	*1
	Non-guaranteed JBIC domestic bonds 3 rd	August 10, 2017	300	—	0.030	General collateral	June 20, 2022	
	Total	—	\$ 42,200	\$ 46,370	—	—	—	—

- Notes 1. The amounts of foreign currency-denominated bonds are shown with original currencies in parentheses ().
2. Figures indicated in brackets [] represent the amounts to be redeemed within one year.
3. (*1) JBIC assumed the obligations in respect of the JBIC bonds which had been issued by JBIC before JFC was established, and JBIC and JICA are jointly responsible for these obligations in accordance with the JBIC Act.
4. The redemption schedule of bonds payable for each of the next five years as of March 31, 2023 is as follows:

(In millions of yen)

	Within 1 year	After 1 year but within 2 years	After 2 years but within 3 years	After 3 years but within 4 years	After 4 years but within 5 years
Bonds payable	¥ 1,068,240	¥ 867,945	¥ 1,422,065	¥ 749,099	¥ 779,987

(In millions of U.S. dollars)

	Within 1 year	After 1 year but within 2 years	After 2 years but within 3 years	After 3 years but within 4 years	After 4 years but within 5 years
Bonds payable	\$ 8,000	\$ 6,500	\$ 10,650	\$ 5,610	\$ 5,841

27. Borrowings

Borrowings as of March 31, 2023 are as follows:

	Balance at the beginning of the current fiscal year (In millions of yen)	Balance at the beginning of the current fiscal year (In millions of U.S. dollars)	Balance at the end of the current fiscal year (In millions of yen)	Balance at the end of the current fiscal year (In millions of U.S. dollars)	Average interest rate (%)	Due date of payment
Borrowed money	¥ 7,554,208	\$ 56,573	¥ 8,513,677	\$ 63,759	3.74	—
Borrowings	7,554,208	56,573	8,513,677	63,759	3.74	May 2023 – February 2042
Other interest-bearing liabilities	18,610	139	30,860	231	(0.03)	—
Cash collateral received for financial instruments	18,610	139	30,860	231	(0.03)	—

Notes 1. "Average interest rate" represents the weighted-average interest rates of debts calculated from "Interest rates" and "Balance at the end of the current fiscal year."

2. There is no fixed maturity date for the repayment of Cash collateral received for financial instruments.

3. Maturities of borrowings for the next five years as of March 31, 2023 are as follows:

(In millions of yen)

	Within 1 year	After 1 year but within 2 years	After 2 years but within 3 years	After 3 years but within 4 years	After 4 years but within 5 years
Borrowings	¥ 800,832	¥ 880,486	¥ 1,736,954	¥ 1,712,287	¥ 2,129,416

(In millions of U.S. dollars)

	Within 1 year	After 1 year but within 2 years	After 2 years but within 3 years	After 3 years but within 4 years	After 4 years but within 5 years
Borrowings	\$ 5,997	\$ 6,594	\$ 13,008	\$ 12,823	\$ 15,947

28. Asset retirement obligations

This information is not presented because the amount of asset retirement obligations as of the beginning and end of the current fiscal year is equal to, or less than, one hundredth of the aggregated amount of Liabilities and Net assets as of the beginning and end of the current fiscal year.

29. Other

Not applicable.

(Supplementary Information) Financial Statements for Each Operation

JBIC is required to maintain separate accounts for the Ordinary Operations and the Special Operations in accordance with Article 26-2 of the Japan Bank for International Cooperation Act (JBIC Act). The separate financial statements for those operations that are prepared pursuant to Article 26-3 of the JBIC Act and Article 435-2 of the Companies Act of Japan have been subject to audit

by Ernst & Young ShinNihon LLC according to Article 26-3 of the JBIC Act and Article 436-2(i) of the Companies Act. Although the balance sheets and statement of operations for each operation, as provided below, have been prepared based on the above-mentioned audited financial statements, the statements of cash flows have not been audited.

■ Balance Sheets

[Ordinary Operations Account]

(In millions of yen)

	As of March 31, 2022	As of March 31, 2023
Assets:		
Cash and due from banks	1,185,333	1,910,138
Cash	0	0
Due from banks	1,185,333	1,910,138
Securities	307,946	320,801
Equity Securities	255	255
Other securities	307,691	320,546
Loans and bills discounted	14,723,082	15,556,651
Loans on deeds	14,723,082	15,556,651
Other assets	598,283	863,958
Prepaid expenses	472	704
Accrued income	51,956	181,561
Derivatives other than for trading-assets	20,267	31,287
Cash collateral paid for financial instruments	524,820	649,700
Other	766	704
Property, plant and equipment	29,206	30,710
Buildings	3,696	3,665
Land	24,311	24,311
Construction in progress	221	1,869
Other	976	863
Intangible assets	9,169	8,461
Software	9,169	8,461
Customers' liabilities for acceptances and guarantees	1,721,217	1,534,258
Allowance for loan losses	(470,492)	(410,342)
Total assets	18,103,746	19,814,638

(In millions of yen)

	As of March 31, 2022	As of March 31, 2023
Liabilities:		
Borrowed money	7,550,008	8,509,477
Borrowings	7,550,008	8,509,477
Bonds payable	5,634,984	6,191,755
Other liabilities	607,234	960,530
Accrued expenses	45,093	113,531
Unearned revenue	22,883	16,002
Derivatives other than for trading-assets	480,588	717,846
Cash collateral received for financial instruments	18,590	30,750
Other	40,078	82,400
Provision for bonuses	587	602
Provision for directors' bonuses	9	9
Provision for retirement benefits	6,023	5,651
Provision for directors' retirement benefits	51	37
Acceptances and guarantees	1,721,217	1,534,258
Total liabilities	15,520,116	17,202,322
Net assets:		
Capital stock	1,710,500	1,785,500
Retained earnings	974,230	1,125,842
Legal retained earnings	959,601	966,916
Other retained earnings	14,629	158,926
Retained earnings brought forward	14,629	158,926
Total shareholder's equity	2,684,730	2,911,342
Valuation difference on available-for-sale securities	15,748	24,707
Deferred gains or losses on hedges	(116,848)	(323,734)
Total valuation and translation adjustments	(101,100)	(299,026)
Total net assets	2,583,630	2,612,316
Total liabilities and net assets	18,103,746	19,814,638

[Special Operations Account]

(In millions of yen)

	As of March 31, 2022	As of March 31, 2023
Assets:		
Cash and due from banks	265,137	282,827
Due from banks	265,137	282,827
Securities	15,882	16,138
Other securities	15,882	16,138
Loans and bills discounted	36,092	31,137
Loans on deeds	36,092	31,137
Other assets	3,276	1,478
Prepaid expenses	8	13
Accrued income	979	50
Derivatives other than for trading-assets	2	—
Cash collateral paid for financial instruments	2,280	1,410
Other	5	5
Allowance for loan losses	(342)	(183)
Total assets	320,046	331,398

	As of March 31, 2022	As of March 31, 2023
Liabilities:		
Borrowed money	4,200	4,200
Borrowings	4,200	4,200
Other liabilities	2,018	1,666
Accrued expenses	4	6
Derivatives other than for trading-assets	1,959	1,518
Cash collateral received for financial instruments	20	110
Other	34	31
Provision for bonuses	10	11
Provision for directors' bonuses	0	0
Provision for retirement benefits	32	39
Provision for directors' retirement benefits	0	0
Total liabilities	6,262	5,917
Net assets:		
Capital stock	313,300	323,300
Retained earnings	28	978
Legal retained earnings	—	14
Other retained earnings	28	964
Retained earnings brought forward	28	964
Total shareholder's equity	313,328	324,278
Valuation difference on available-for-sale securities	336	592
Deferred gains or losses on hedges	118	610
Total valuation and translation adjustments	454	1,202
Total net assets	313,783	325,481
Total liabilities and net assets	320,046	331,398

■ Statements of Operations

[Ordinary Operations Account]

(In millions of yen)

	For the year ended March 31, 2022	For the year ended March 31, 2023
Ordinary income:	309,480	655,075
Interest income	226,273	567,939
Interest on loans and discounts	172,123	550,538
Interest and dividends on securities	530	1,057
Interest on deposits with banks	1,917	16,332
Interest on interest swaps	51,673	—
Other interest income	27	11
Fees and commissions	25,770	22,648
Other fees and commissions	25,770	22,648
Other ordinary income	32,146	44,835
Gain on foreign exchange transactions	32,146	38,153
Income from derivatives other than for trading or hedging	—	6,674
Other	—	7
Other income	25,289	19,651
Reversal of allowance for loan losses	—	19,194
Recoveries of written-off claims	6,673	—
Gain on sales of equity and other securities	173	97
Gain on investments in partnerships	18,191	—
Other	251	358
Ordinary expenses:	294,854	496,162
Interest expense	135,362	459,290
Interest on borrowed money and rediscounts	21,107	186,866
Interest on bonds	114,152	143,229
Interest on interest swaps	—	127,147
Other interest expense	102	2,047
Fees and commissions payments	2,752	3,055
Other fees and commissions	2,752	3,055
Other ordinary expenses	1,988	2,111
Amortization of bond issuance cost	1,069	1,423
Expenses on derivatives other than for trading or hedging	316	—
Other	603	688
General and administrative expenses	21,136	23,693
Other expenses	133,614	8,011
Provision of allowance for loan losses	131,076	—
Loss on sales of equity and other securities	7	—
Loss on devaluation of equity and other securities	2,526	3,486
Gain on investments in partnerships	—	4,524
Other	4	—
Ordinary profit	14,625	158,912
Extraordinary income	4	—
Gain on disposal of noncurrent assets	4	—
Extraordinary loss	0	13
Loss on disposal of noncurrent assets	0	13
Net income	14,629	158,926

[Special Operations Account]

(In millions of yen)

	For the year ended March 31, 2022	For the year ended March 31, 2023
Ordinary income:	1,896	2,234
Interest income	1,809	2,071
Interest on loans and discounts	1,809	2,071
Interest on deposits with banks	0	0
Other interest income	0	0
Other income	86	163
Reversal of allowance for loan losses	83	158
Other	3	4
Ordinary expenses:	1,750	1,270
Interest expense	545	731
Interest on borrowed money and rediscounts	0	0
Interest on interest swaps	545	729
Other interest expense	0	1
Fees and commissions payments	77	56
Other fees and commissions	77	56
Other ordinary expenses	752	30
Loss on foreign exchange transactions	752	30
General and administrative expenses	374	452
Other expenses	0	—
Other	0	—
Ordinary profit	145	964
Net income	145	964

■ Statements of Cash Flows

[Ordinary Operations Account]

(In millions of yen)

	For the year ended March 31, 2022	For the year ended March 31, 2023
Cash flows from operating activities		
Net income	14,629	158,926
Depreciation and amortization	3,061	3,441
Increase (decrease) in allowance for loan losses	131,076	(60,149)
Increase (decrease) in provision for bonuses	10	15
Increase (decrease) in provision for directors' bonuses	(0)	0
Increase (decrease) in provision for retirement benefits	(288)	(372)
Increase (decrease) in provision for directors' retirement benefits	4	(14)
Interest income	(226,273)	(567,939)
Interest expense	135,362	459,290
Loss (gain) related to securities	(15,831)	7,913
Foreign exchange losses (gains)	(1,276)	(4,567)
Loss (gain) on disposal of noncurrent assets	(3)	(13)
Net decrease (increase) in derivatives financial instruments (assets)	—	(11,020)
Net increase (decrease) in derivatives financial instruments (liabilities)	—	237,257
Net decrease (increase) in loans and bills discounted	(1,197,897)	(833,569)
Net increase (decrease) in borrowed money	902,887	959,468
Net decrease (increase) in deposits (excluding deposits paid to Bank of Japan)	(270,025)	(260,954)
Net decrease (increase) in cash collateral paid for financial instruments	—	(124,880)
Net increase (decrease) in cash collateral received for financial instruments	—	12,160
Increase (decrease) in straight bonds-issuance and redemption	667,555	553,742
Interest received	222,353	438,086
Interest paid	(127,192)	(387,984)
Other	(300,239)	(171,208)
Subtotal	(62,088)	407,627
Net cash provided by (used in) operating activities	(62,088)	407,627
Cash flow from investing activities		
Purchase of securities	(30,745)	(28,627)
Proceeds from sales of securities	26,787	21,387
Purchase of property, plant and equipment	(785)	(2,192)
Proceeds from sales of property, plant and equipment	3	16
Purchase of intangible assets	(7,363)	(2,045)
Net cash provided by (used in) investing activities	(12,103)	(11,461)
Cash flow from financing activities		
Proceeds from issuance of new shares	50,000	75,000
Payment to national treasury	(21,868)	(7,314)
Net cash provided by (used in) financing activities	28,131	67,685
Effect of exchange rate change on cash and cash equivalents	—	—
Net increase (decrease) in cash and cash equivalents	(46,061)	463,850
Cash and cash equivalents at beginning of period	509,435	463,373
Cash and cash equivalents at end of period	463,373	927,224

[Special Operations Account]

(In millions of yen)

	For the year ended March 31, 2022	For the year ended March 31, 2023
Cash flows from operating activities		
Net income	145	964
Increase (decrease) in allowance for loan losses	(83)	(158)
Increase (decrease) in provision for bonuses	1	0
Increase (decrease) in provision for directors' bonuses	0	0
Increase (decrease) in provision for retirement benefits	7	6
Increase (decrease) in provision for directors' retirement benefits	0	(0)
Interest income	(1,809)	(2,071)
Interest expense	545	731
Net decrease (increase) in derivatives financial instruments (assets)	—	2
Net increase (decrease) in derivatives financial instruments (liabilities)	—	(441)
Net decrease (increase) in loans and bills discounted	(4,462)	4,954
Net decrease (increase) in deposits (excluding deposits paid to Bank of Japan)	(630)	(3,554)
Net decrease (increase) in cash collateral paid for financial instruments	—	870
Net increase (decrease) in cash collateral received for financial instruments	—	90
Interest received	1,629	2,990
Interest paid	(545)	(731)
Other	806	496
Subtotal	(4,395)	4,150
Net cash provided by (used in) operating activities	(4,395)	4,150
Cash flow from investing activities		
Purchase of securities	(12,949)	—
Net cash provided by (used in) investing activities	(12,949)	—
Cash flow from financing activities		
Proceeds from issuance of new shares	10,000	10,000
Payment to national treasury	—	(14)
Net cash provided by (used in) financing activities	10,000	9,985
Effect of exchange rate change on cash and cash equivalents	—	—
Net increase (decrease) in cash and cash equivalents	(7,344)	14,135
Cash and cash equivalents at beginning of period	271,842	264,497
Cash and cash equivalents at end of period	264,497	278,633

2. Composition of Liabilities and Net Assets

[The Bank]

(Unit: millions of yen, %)

	March 31, 2022		March 31, 2023	
	Amount	% (Note)	Amount	% (Note)
Liabilities	15,526,338	84.3	17,208,202	85.4
Borrowed Money	7,554,208	41.0	8,513,677	42.3
Bonds Payable	5,634,984	30.6	6,191,755	30.7
Acceptances and Guarantees	1,721,217	9.3	1,534,258	7.6
Other	615,929	3.3	968,511	4.8
Net Assets	2,897,414	15.7	2,937,797	14.6
Capital Stock	2,023,800	11.0	2,108,800	10.5
Retained Earnings	974,259	5.3	1,126,821	5.6
Valuation Difference on Available-for-sale Securities	16,084	0.1	25,300	0.1
Deferred Gains or Losses on Hedges	(116,730)	(0.6)	(323,123)	(1.6)
Total Liabilities and Net Assets	18,423,753	100	20,146,000	100

(Note) Ratio to Liabilities and Net Assets added.

(Information on the Capital Adequacy Ratios)

Although JBIC is not subject to Article 14-2 of the Banking Act of Japan, capital adequacy ratios have been calculated in accordance with "Standards for Determining Capital Adequacy of a Financial Institution in Light of Assets Held, etc. under the Provision of Article 14-2 of the Banking Act" (2006, Financial Services Agency Notification No. 19). JBIC applies uniform international standards and calculate credit risk-weighted assets using the standardized approach.

(Unit: %, billions of yen)

Total risk-weighted capital ratio	20.27
Tier 1 risk-weighted capital ratio	19.41
Common Equity Tier 1 risk-weighted capital ratio	19.41
Total capital (Common Equity Tier 1 capital + Additional Tier 1 capital + Tier 2 capital)	3,312.7
Tier 1 capital (Common Equity Tier 1 capital + Additional Tier 1 capital)	3,172.5
Common Equity Tier 1 capital	3,172.5
Risk-weighted assets	16,343.3
The amount of minimum capital requirements	1,307.4

[Ordinary Operations Account]

(Unit: millions of yen, %)

	March 31, 2022		March 31, 2023	
	Amount	% (Note)	Amount	% (Note)
Liabilities	15,520,116	85.7	17,202,322	86.8
Borrowed Money	7,550,008	41.7	8,509,477	42.9
Bonds Payable	5,634,984	31.1	6,191,755	31.2
Acceptances and Guarantees	1,721,217	9.5	1,534,258	7.7
Other	613,906	3.4	966,831	4.9
Net Assets	2,583,630	14.3	2,612,316	13.2
Capital Stock	1,710,500	9.4	1,785,500	9.0
Retained Earnings	974,230	5.4	1,125,842	5.7
Valuation Difference on Available-for-sale Securities	15,748	0.1	24,707	0.1
Deferred Gains or Losses on Hedges	(116,848)	(0.6)	(323,734)	(1.6)
Total Liabilities and Net Assets	18,103,746	100	19,814,638	100

(Note) Ratio to Liabilities and Net Assets added.

[Special Operations Account]

(Unit: millions of yen, %)

	March 31, 2022		March 31, 2023	
	Amount	% (Note)	Amount	% (Note)
Liabilities	6,262	2.0	5,917	1.8
Borrowed Money	4,200	1.3	4,200	1.3
Bonds Payable	—	—	—	—
Acceptances and Guarantees	—	—	—	—
Other	2,062	0.6	1,717	0.5
Net Assets	313,783	98.0	325,481	98.2
Capital Stock	313,300	97.9	323,300	97.6
Retained Earnings	28	0.0	978	0.3
Valuation Difference on Available-for-sale Securities	336	0.1	592	0.2
Deferred Gains or Losses on Hedges	118	0.0	610	0.2
Total Liabilities and Net Assets	320,046	100	331,398	100

(Note) Ratio to Liabilities and Net Assets added.

3. The Average Balance of Interest-earning Assets and Interest-bearing Liabilities, Interest and Earning Yields

[The Bank]

(Unit: millions of yen, %)

	Fiscal Year Ended March 31, 2022			Fiscal Year Ended March 31, 2023		
	Average Balance	Interest	Earning Yields	Average Balance	Interest	Earning Yields
Interest-earning Assets	14,227,683	227,488	1.60	17,608,546	569,989	3.24
Loans and Bills Discounted	13,323,185	173,933	1.31	15,787,118	552,609	3.50
Due from Banks	620,638	1,917	0.31	850,572	16,332	1.92
Interest-bearing Liabilities	11,928,321	135,250	1.13	14,521,304	458,003	3.15
Borrowed Money	6,712,939	21,107	0.31	8,272,350	186,866	2.26
Bonds Payable	5,128,460	114,152	2.23	6,215,808	143,229	2.30

[Ordinary Operations Account]

(Unit: millions of yen, %)

	Fiscal Year Ended March 31, 2022			Fiscal Year Ended March 31, 2023		
	Average Balance	Interest	Earning Yields	Average Balance	Interest	Earning Yields
Interest-earning Assets	14,188,316	226,223	1.59	17,550,412	567,918	3.24
Loans and Bills Discounted	13,289,658	172,123	1.30	15,749,773	550,538	3.50
Due from Banks	619,841	1,917	0.31	849,463	16,332	1.92
Interest-bearing Liabilities	11,924,120	135,250	1.13	14,516,690	457,273	3.15
Borrowed Money	6,708,739	21,107	0.31	8,268,150	186,866	2.26
Bonds Payable	5,128,460	114,152	2.23	6,215,808	143,229	2.30

[Special Operations Account]

(Unit: millions of yen, %)

	Fiscal Year Ended March 31, 2022			Fiscal Year Ended March 31, 2023		
	Average Balance	Interest	Earning Yields	Average Balance	Interest	Earning Yields
Interest-earning Assets	39,366	1,809	4.60	58,134	2,071	3.56
Loans and Bills Discounted	33,527	1,809	5.40	37,344	2,071	5.55
Due from Banks	796	0	0.01	1,109	0	0.01
Interest-bearing Liabilities	4,200	545	12.98	4,614	729	15.82
Borrowed Money	4,200	0	0.00	4,200	0	0.00
Bonds Payable	—	—	—	—	—	—

4. Breakdown of Operating Expenses

[The Bank]

(Unit: millions of yen)

	Fiscal Year Ended March 31, 2022	Fiscal Year Ended March 31, 2023
Salaries and Other Compensations	6,279	6,360
Expenses for Retirement Benefits	342	279
Welfare Benefits	993	953
Depreciation of Property, Plant and Equipment	3,061	3,441
Leasing on Land, Buildings and Machinery	481	527
Building Maintenance	138	163
Supplies	254	345
Utilities	79	100
Traveling Expenses	329	1,534
Communications	229	231
Advertising Expenses	3	5
Fees, Donations and Social Expenses	62	71
Taxes	496	590
Other	8,705	9,476
Total	21,458	24,083

[Ordinary Operations Account]

(Unit: millions of yen)

	Fiscal Year Ended March 31, 2022	Fiscal Year Ended March 31, 2023
Salaries and Other Compensations	6,171	6,244
Expenses for Retirement Benefits	330	267
Welfare Benefits	975	936
Depreciation of Property, Plant and Equipment	3,061	3,441
Leasing on Land, Buildings and Machinery	473	518
Building Maintenance	136	160
Supplies	250	339
Utilities	77	98
Traveling Expenses	323	1,506
Communications	225	227
Advertising Expenses	3	5
Fees, Donations and Social Expenses	61	70
Taxes	487	578
Other	8,556	9,296
Total	21,136	23,693

[Special Operations Account]

(Unit: millions of yen)

	Fiscal Year Ended March 31, 2022	Fiscal Year Ended March 31, 2023
Salaries and Other Compensations	107	115
Expenses for Retirement Benefits	12	12
Welfare Benefits	17	17
Leasing on Land, Buildings and Machinery	60	72
Building Maintenance	2	2
Supplies	4	6
Utilities	1	1
Traveling Expenses	5	27
Communications	3	4
Advertising Expenses	0	0
Fees, Donations and Social Expenses	1	1
Taxes	8	11
Other	148	179
Total	374	452

5. Balance of Due from Banks, Receivables under Resale Agreements and Securities—Application of Surplus Funds

[The Bank]

(Unit: millions of yen)

	March 31, 2022	March 31, 2023
Due from Banks in Japanese Yen	—	—
Due from Banks in Foreign Currencies	691,017	959,606
Receivables under Resale Agreements	—	—
Securities	—	—

[Ordinary Operations Account]

(Unit: millions of yen)

	March 31, 2022	March 31, 2023
Due from Banks in Japanese Yen	—	—
Due from Banks in Foreign Currencies	690,605	955,606
Receivables under Resale Agreements	—	—
Securities	—	—

[Special Operations Account]

(Unit: millions of yen)

	March 31, 2022	March 31, 2023
Due from Banks in Japanese Yen	—	—
Due from Banks in Foreign Currencies	412	4,000
Receivables under Resale Agreements	—	—
Securities	—	—

6. Information on Derivatives Transactions

(1) Basic Policy for Derivatives Transactions

JBIC engages in derivatives transactions exclusively for the purpose of hedging exchange rate and interest rate risks.

(2) Transactions

Derivatives transactions of JBIC include interest rate and currency swaps and forward exchange contracts. The following table gives a summary of these transactions.

(3) Risks Involved in Derivatives Transactions

Derivatives transactions involve the following risks.

Counterparty Credit Risk

The potential loss from the failure of a counterparty to perform its obligations in accordance with the terms and conditions of the contract governing transactions due to bankruptcy or its deteriorating business performance.

Market Risk

The potential loss from changes in the market value of financial products due to fluctuations in interest rates or exchange rates in the market.

(4) Measures to Address These Risks

Counterparty Credit Risk

JBIC constantly monitors the fair value of a derivative in conducting transaction with each counterparty, credit risk exposure to it, and its creditworthiness. Such information is then used to assess the eligibility of the counterparty.

Regarding the fair value of a derivative in conducting a transaction and credit risk exposure, JBIC performs detailed management by taking into account collateral transfer based on a collateral contract with the counterparty.

Market Risk

JBIC utilizes derivatives transactions exclusively for the purpose of hedging. Therefore, the market risk on derivatives transactions and the risk on hedged (lending or funding) transactions, in principle, offset each other.

(As of March 31, 2023; 100 millions of yen)

	Contract Amounts / Notional Amounts	Credit Risk Amounts	Market Value
Interest Rate Swaps	65,485	638	(3,488)
Currency Swaps	43,296		(3,391)
Forward Exchange Contracts	55	—	0
Credit Risk Mitigation through Netting	—	—	—
Total	108,837	638	(6,880)

(Note) "The credit risk amounts" are calculated under Uniform International Standards in accordance with the Banking Act of Japan and the related regulations.

7. Yield / Interest Rate

[The Bank]

(Unit: %)

	Fiscal Year Ended March 31, 2022	Fiscal Year Ended March 31, 2023
(A) – (B)	0.47	0.08
Yields on Interest-earning Assets (A)	1.60	3.24
Costs of Interest-bearing Liabilities (B)	1.33	3.33

(Note) Yields on Interest-earning Assets = Interest / Average Balance of Interest-earning Assets

Costs of Interest-bearing Liabilities = (Interest Expenses + Bonds Payable + Expenses) / Average Balance of Interest-bearing Liabilities

Cf. Interest = Interest on Loans and Discounts + Interest and Dividends on Securities + Interest on Receivables under Resale Agreements + Interest on Deposits with Banks + Interest on interest swaps + Other interest income

Average Balance of Interest-earning Assets = Loans and Bills Discounted + Securities + Receivables under Resale Agreements + Cash Equivalents (excluding current account deposit and others) + Cash collateral paid for financial instruments

Interest Expenses (A) = Interest Expenses (B) + Operating Expenses + Amortization of Bond Issuance Costs + Bond Issuance Expenses

Interest Expenses (B) = Interest on Borrowings and Rediscounts + Interest on Bonds + Interest on interest swaps + Other Interest Expenses

Average Balance of Interest-bearing Liabilities = Borrowed Money + Bonds Payable + Cash collateral received for financial instruments

[Ordinary Operations Account]

(Unit: %)

	Fiscal Year Ended March 31, 2022	Fiscal Year Ended March 31, 2023
(A) – (B)	0.27	(0.09)
Yields on Interest-earning Assets (A)	1.59	3.24
Costs of Interest-bearing Liabilities (B)	1.33	3.33

(Note) Yields on Interest-earning Assets = Interest / Average Balance of Interest-earning Assets

Costs of Interest-bearing Liabilities = (Interest Expenses + Bonds Payable + Expenses) / Average Balance of Interest-bearing Liabilities

Cf. Interest = Interest on Loans and Discounts + Interest and Dividends on Securities + Interest on Receivables under Resale Agreements + Interest on Deposits with Banks + Interest on interest swaps + Other interest income

Average Balance of Interest-earning Assets = Loans and Bills Discounted + Securities + Receivables under Resale Agreements + Cash Equivalents (excluding current account deposit and others) + Cash collateral paid for financial instruments

Interest Expenses (A) = Interest Expenses (B) + Operating Expenses + Amortization of Bond Issuance Costs + Bond Issuance Expenses

Interest Expenses (B) = Interest on Borrowings and Rediscounts + Interest on Bonds + Interest on interest swaps + Other Interest Expenses

Average Balance of Interest-bearing Liabilities = Borrowed Money + Bonds Payable + Cash collateral received for financial instruments

[Special Operations Account]

(Unit: %)

	Fiscal Year Ended March 31, 2022	Fiscal Year Ended March 31, 2023
(A) – (B)	(17.29)	(22.06)
Yields on Interest-earning Assets (A)	4.60	3.56
Costs of Interest-bearing Liabilities (B)	21.89	25.62

(Note) Yields on Interest-earning Assets = Interest / Average Balance of Interest-earning Assets

Costs of Interest-bearing Liabilities = (Interest Expenses + Bonds Payable + Expenses) / Average Balance of Interest-bearing Liabilities

Cf. Interest = Interest on Loans and Discounts + Interest and Dividends on Securities + Interest on Receivables under Resale Agreements + Interest on Deposits with Banks + Interest on interest swaps + Other interest income

Average Balance of Interest-earning Assets = Loans and Bills Discounted + Securities + Receivables under Resale Agreements + Cash Equivalents (excluding current account deposit) + Cash collateral paid for financial instruments

Interest Expenses (A) = Interest Expenses (B) + Operating Expenses + Amortization of Bond Issuance Costs + Bond Issuance Expenses

Interest Expenses (B) = Interest on Borrowings and Rediscounts + Interest on Bonds + Interest on interest swaps + Other Interest Expenses

Average Balance of Interest-bearing Liabilities = Borrowed Money + Bonds Payable + Cash collateral received for financial instruments

8. Loans Outstanding per Employee

(Unit: millions of yen)

March 31, 2022	March 31, 2023
22,464	23,024

9. Loans Outstanding by Industry

(Unit: millions of yen)

Industry	March 31, 2022		March 31, 2023	
	Number of Loans	Balance	Number of Loans	Balance
Manufacturing	110	936,544	99	869,495
Mining and Quarrying of Stone and Gravel	6	289,218	6	255,534
Construction	2	505	3	32,516
Electricity, Gas, Heat Supply, and Water	3	105,527	3	250,250
Transport and Postal Services	2	1,752	2	1,374
Wholesale Trade	14	722,123	15	764,775
Retail Trade	3	318,658	3	347,534
Finance and Insurance	24	2,336,070	25	2,203,191
Real Estate	2	589	3	635
Goods Rental and Leasing	4	162,708	4	514,656
Scientific Research, Professional and Technical Service	3	3,396	4	3,716
Accommodations	1	236	1	200
Restaurant Business	1	35	1	23
Living-Related and Personal Services and Amusement Services	1	4,000	1	4,000
Overseas Yen Loan and Domestic Loans Transferred Overseas	554	9,916,070	543	10,379,042
Total, Including Others	730	14,797,436	713	15,626,946
Loans Outstanding to Small and Medium-sized Enterprises, and Mid-tier Enterprises	578	179,284	562	173,415

10. Write-off of Loans

[Ordinary Operations Account]

(Unit: millions of yen)

Fiscal Year Ended March 31, 2022	Fiscal Year Ended March 31, 2023
—	—

[Special Operations Account]

(Unit: millions of yen)

Fiscal Year Ended March 31, 2022	Fiscal Year Ended March 31, 2023
—	—

11. Assets in Foreign Currencies (Loans and Equity Participation)

[The Bank]

(Unit: millions of yen)

	March 31, 2022	March 31, 2023
Investments in Foreign Currency (USD)	171,683	160,786
Investments in Foreign Currency (EUR)	8,321	9,551
Investments in Foreign Currency (RUB)	17,297	16,843
Equity Investments in Foreign Currency (USD)	61,442	77,710
Equity Investments in Foreign Currency (GBP)	804	827
Equity Investments in Foreign Currency (EUR)	12,026	12,798
Equity Investments in Foreign Currency (THB)	19	8
Equity Investments in Foreign Currency (CNY)	2,204	2,016
Equity Investments in Foreign Currency (INR)	455	455
Equity Investments in Foreign Currency (SGD)	—	966
Equity Investments in Foreign Currency (RUB)	518	518
Loans in Foreign Currency (USD)	12,578,158	13,348,621
Loans in Foreign Currency (GBP)	472,725	493,195
Loans in Foreign Currency (EUR)	523,157	479,376
Loans in Foreign Currency (ZAR)	14,516	12,882
Loans in Foreign Currency (AUD)	78,361	45,725
Loans in Foreign Currency (THB)	95,649	100,137
Loans in Foreign Currency (CAD)	98,663	101,534
Loans in Foreign Currency (CNY)	14,702	7,371
Loans in Foreign Currency (INR)	7,627	9,553
Loans in Foreign Currency (MXN)	2,082	1,825
Loans in Foreign Currency (IDR)	19,799	7,856
Loans in Foreign Currency (RUB)	1,016	—
Loans in Foreign Currency (SEK)	1,097	950

[Ordinary Operations Account]

(Unit: millions of yen)

	March 31, 2022	March 31, 2023
Investments in Foreign Currency (USD)	158,940	148,043
Investments in Foreign Currency (EUR)	8,321	9,551
Investments in Foreign Currency (RUB)	17,297	16,843
Equity Investments in Foreign Currency (USD)	58,627	74,639
Equity Investments in Foreign Currency (GBP)	804	827
Equity Investments in Foreign Currency (EUR)	11,701	12,473
Equity Investments in Foreign Currency (THB)	19	8
Equity Investments in Foreign Currency (CNY)	2,204	2,016
Equity Investments in Foreign Currency (INR)	455	455
Equity Investments in Foreign Currency (SGD)	—	966
Equity Investments in Foreign Currency (RUB)	518	518
Loans in Foreign Currency (USD)	12,554,304	13,326,559
Loans in Foreign Currency (GBP)	472,725	493,195
Loans in Foreign Currency (EUR)	523,157	479,376
Loans in Foreign Currency (ZAR)	14,516	12,882
Loans in Foreign Currency (AUD)	78,361	45,725
Loans in Foreign Currency (THB)	95,649	100,137
Loans in Foreign Currency (CAD)	98,663	101,534
Loans in Foreign Currency (CNY)	14,702	7,371
Loans in Foreign Currency (INR)	7,627	9,553
Loans in Foreign Currency (MXN)	2,082	1,825
Loans in Foreign Currency (IDR)	19,799	7,856
Loans in Foreign Currency (RUB)	1,016	—
Loans in Foreign Currency (SEK)	1,097	950

[Special Operations Account]

(Unit: millions of yen)

	March 31, 2022	March 31, 2023
Investments in Foreign Currency (USD)	12,742	12,742
Equity Investments in Foreign Currency (USD)	2,814	3,071
Equity Investments in Foreign Currency (EUR)	324	324
Loans in Foreign Currency (USD)	23,854	22,061

11

12. Administrative Expense Ratio

[The Bank]

(Units: %)

Fiscal Year Ended March 31, 2022	Fiscal Year Ended March 31, 2023
0.14	0.14

(Note) Administrative Expense Ratio = General and Administrative Expenses / (Average Balance of Loans and Bills Discounted + Average Balance of Securities + Average Balance of Customers' Liabilities for Acceptances and Guarantees)

[Ordinary Operations Account]

(Units: %)

Fiscal Year Ended March 31, 2022	Fiscal Year Ended March 31, 2023
0.14	0.13

(Note) Administrative Expense Ratio = General and Administrative Expenses / (Average Balance of Loans and Bills Discounted + Average Balance of Securities + Average Balance of Customers' Liabilities for Acceptances and Guarantees)

[Special Operations Account]

(Units: %)

Fiscal Year Ended March 31, 2022	Fiscal Year Ended March 31, 2023
1.03	0.86

(Note) Administrative Expense Ratio = General and Administrative Expenses / (Average Balance of Loans and Bills Discounted + Average Balance of Securities + Average Balance of Customers' Liabilities for Acceptances and Guarantees)

13. Balance of Loans / Borrowings, Bonds and Notes by Maturity

Maturity Structure of Loans as of March 31, 2023

(Unit: 100 millions of yen)

Maturity	Collection from Loans
1 Year or Less	18,865
1-2 Years	18,794
2-3 Years	21,411
3-4 Years	17,225
4-5 Years	14,297
5-6 Years	12,809
6-7 Years	12,907
7-8 Years	9,569
8-9 Years	6,362
9-10 Years	5,817
10-15 Years	9,815
15-20 Years	4,070
20-25 Years	973
25-30 Years	47
30-35 Years	—
35-40 Years	—
Over 40 Years	—
Total	152,967

(Note) The figures exclude: ¥291.0 billion, the amount of loans and other credits to debtors who are legally or substantially bankrupt, as well as those who are likely to become bankrupt, since they have no prospect for redemption.

Maturity Structure of Borrowings from FILP Fiscal Loan and Foreign Exchange Fund Special Account in total as of March 31, 2023

(Unit: 100 millions of yen)

Maturity	Repayment of Borrowings
1 Year or Less	8,008
1-2 Years	8,804
2-3 Years	17,369
3-4 Years	17,122
4-5 Years	21,294
5-6 Years	1,096
6-7 Years	3,027
7-8 Years	107
8-9 Years	—
9-10 Years	6,065
Over 10 Years	2,242
Total	85,136

Maturity Structure of Bonds and Notes as of March 31, 2023

(Unit: 100 millions of yen)

Maturity	Redemption of Bonds and Notes
1 Year or Less	10,681
1-2 Years	8,674
2-3 Years	14,207
3-4 Years	7,475
4-5 Years	7,786
5-6 Years	4,322
6-7 Years	2,783
7-8 Years	1,987
8-9 Years	3,999
9-10 Years	—
Over 10 Years	—
Total	61,917

14. Information on the Quality of Assets

Although the Banking Act and Act on Emergency Measures for the Revitalization of the Financial Functions of 1998 (the “Financial Revitalization Act”) do not apply to JBIC, JBIC has made a self-assessment of the quality of its assets since the fiscal year ended March 31, 2001. This was aimed at increasing disclosure on its asset quality and improving the internal management of credit risks.

One characteristic of JBIC’s operations is that a considerable portion of its loans is official credit for the governments of developing countries. Thus, when an indebted country is temporarily unable to service debt due to economic difficulties, debt rescheduling will sometimes take place—based on an international agreement among the creditor countries in the Paris Club—in order to ensure sustainable debt service. A debtor country receiving such temporary support for overcoming the liquidity problem will implement economic restructuring programs agreed upon with the International Monetary Fund (IMF) to acquire sustainable debt service capacity.

The loans rescheduled under the agreement in the Paris Club have a high probability of repayment, because, unlike loans provided by private financial institutions, their nature as official credit provides an asset-securing mechanism under the above international framework. Nonetheless, to facilitate comparison with private financial institutions, JBIC, in principle, discloses the loans rescheduled in the Paris Club and whose debtor countries are categorized as “Needs Attention” in its self-assessment of asset quality, as loan assets required to be disclosed classifying them either as restructured loans (under the Banking Act) or substandard loans (under the Financial Revitalization Act).

ERNST & YOUNG SHINNIHON LLC audited JBIC’s self-assessment regarding the quality of its assets, including the following loan assets to be disclosed under the Banking Act and the Financial Revitalization Act and reserves for possible loan losses, in accordance with the Practical Guidelines for Evaluation of Internal Control over Valuation of Assets and Audits for Write-Offs and Reserve for Possible Loan Losses of Banks and Similar Institutions (Report No. 4 of the Ad Hoc Committee for Audits of Banks, the Japanese Institute of Certified Public Accountants (JICPA)).

1. Loan Assets to Be Disclosed under the Banking Act and the Financial Revitalization Act

The following table shows the classification of risk-monitored loans based on the self-assessment of asset quality in accordance with the disclosure standard under the Banking Act and the Financial Revitalization Act.

Each category of loans is defined as follows:

i. Bankrupt and Quasi-bankrupt Assets

“Bankrupt and Quasi-bankrupt Assets” are loans and other credits to debtors who have begun proceedings under the Bankruptcy Act, the Corporate Reorganization Act, the Civil Rehabilitation Act and other similar laws of Japan and have financially failed. In the asset quality self-assessment, these loans are loans to debtors who are legally or substantially bankrupt.

ii. Doubtful Assets

“Doubtful Assets” are loans and other credits to debtors whose financial and operational conditions have deteriorated and who have a possibility that payment of principal and / or interest will not be made on a contractual basis. In the asset quality self-assessment, these loans are loans to the debtors who are likely to become bankrupt.

iii. Substandard Loans

“Substandard Loans” are loans to debtors who are categorized as “Needs Attention Debtor” in the asset quality self-assessment, and

- (i) loans whose principal and / or interest is overdue 3 months or more from the date following the scheduled payment date but which are not categorized as “Bankrupt and Quasi-bankrupt Assets” or “Doubtful Assets” (“Past Due Loans (3 months or more)”).
- (ii) loans on which the Bank granted concessions to debtors in financial difficulties through amending terms and conditions of the loans to assist them to recover and eventually be able to pay to creditors, but which are not categorized as “Bankrupt and Quasi-bankrupt Assets”, “Doubtful Assets” or “Past Due Loans (3 months or more)” (“Restructured Loans”).^(Note)

iv. Past Due Loans (3 months or more)

Loans whose principal or interest is past due 3 months or more from the date following the contractually scheduled payment date and not classified as “Bankrupt and Quasi-bankrupt Assets” or “Doubtful Assets”.

v. Restructured Loans

Loans whose terms and conditions are modified in favor of the debtors in order to expedite the debtors’ business restructuring or support their business operations by, among others, reducing the stated interest rate, deferring interest payments or write-downs, and that are not classified as “Bankrupt and Quasi-bankrupt Assets”, “Doubtful Assets” or “Past Due Loans (3 months or more)”.^(Note)

vi. Normal Assets

“Normal Assets” are loans to debtors with no particular problem in their financial conditions, categorized in the asset quality self-assessment either as “Loans to Normal Debtors” or “Loans to Needs Attention Debtors (excluding substandard loans)”, but which are not categorized as “Bankrupt and Quasi-bankrupt Assets”, “Doubtful Assets” or “Substandard Loans”.

[Ordinary Operations Account]

(Unit: millions of yen)

	Fiscal Year Ended March 31,2022	Fiscal Year Ended March 31,2023
Bankrupt and Quasi-bankrupt Assets	—	—
Doubtful Assets	294,876	291,008
Substandard Loans	288,932	196,967
Past Due Loans (3 months or more)	59,807	58
Restructured Loans	229,124	196,908
Total (1)	583,809	487,975
Normal Assets	15,910,854	16,780,714
Total Amounts of Loans (2)	16,494,663	17,268,689
(1) / (2) (%)	3.54	2.83

[Special Operations Account]

(Unit: millions of yen)

	Fiscal Year Ended March 31,2022	Fiscal Year Ended March 31,2023
Bankrupt and Quasi-bankrupt Assets	—	—
Doubtful Assets	—	—
Substandard Loans	—	—
Past Due Loans (3 months or more)	—	—
Restructured Loans	—	—
Total (1)	—	—
Normal Assets	37,047	31,173
Total Amounts of Loans (2)	37,047	31,173
(1) / (2) (%)	—	—

(Note) In the event that a debtor country encounters temporary repayment difficulties in respect of external public debt (sovereign debt, trade insurance institutions and export credit institutions, etc.) due to the deteriorating balance of payments, meetings of creditor countries (the “Paris Club”) will be held to mutually agree on debt relief measures (rescheduling), and implementing of temporary support for overcoming the liquidity problem (balance of payment support under an international cooperative framework). With this temporary liquidity support, debtors carry out IMF-agreed economic restructuring programs and continue to make debt repayments. The principal amount of loans for which JBIC has agreed to provide debt relief pursuant to the Paris Club agreements is ¥106,355million as of the end of the fiscal year ended March 31, 2023.

Loans to debtors classified under the self-assessment as “Needs Attention” (but not “Past Due Loans (3 months or more)”) that were rescheduled under the Paris Club as “Restructured loans”. The amount of such loans, included in “Restructured loans” in the above table is ¥85,728million.

Consolidated Financial Statements in Accordance with International Financial Reporting Standards (IFRS) for Reference Only

1. Excerpt from the consolidated financial statements in accordance with IFRS

The consolidated financial statements have been prepared in accordance with International Financial Reporting Standards (“IFRS”) as issued by the International Accounting Standards Board (IASB) as of March 31, 2023. The consolidated financial statements are presented in yen. Unless otherwise stated, all amounts are rounded down and stated in millions of yen.

Ernst & Young ShinNihon LLC has audited the consolidated financial statements of JBIC and its subsidiaries (“the JBIC Group”), which comprise the consolidated statements of financial position as of March 31, 2023 and 2022, and the consolidated income statements, consolidated statements

of comprehensive income, consolidated statements of changes in equity and consolidated statements of cash flows for the years then ended, and a summary of significant accounting policies and other explanatory information, in accordance with International Standards on Auditing.

This document is an excerpt of the JBIC Group’s consolidated financial statements prepared in accordance with IFRS as issued by the IASB that are included in JBIC’s annual report on Form 18-K filed with the U.S. Securities and Exchange Commission. This document does not contain all of the information in the Form 18-K that is important to you. You should read the Form 18-K carefully to obtain a comprehensive understanding of the JBIC Group’s consolidated financial statements under IFRS and related information.

Consolidated Statements of Financial Position

(Millions of yen)

	As of March 31, 2023	As of March 31, 2022
Assets:		
Cash and due from banks	2,193,775	1,451,153
Derivative financial instrument assets	137,156	95,072
Financial assets at fair value through profit or loss	475,260	480,027
Securities	46,998	36,999
Loans and other receivables	15,144,377	14,165,576
Equity method investments	129,892	128,987
Property and equipment	30,730	29,229
Other assets	667,093	541,677
Total assets	18,825,285	16,928,723
Liabilities:		
Derivative financial instrument liabilities	825,233	557,350
Borrowings	8,513,677	7,554,208
Bonds payable	5,934,320	5,559,618
Financial guarantee contracts	75,514	65,229
Other liabilities	246,889	129,458
Total liabilities	15,595,635	13,865,865
Equity:		
Capital stock	2,108,800	2,023,800
Retained earnings	1,089,888	1,024,249
Other reserves	30,677	14,458
Non-controlling interests	283	350
Total equity	3,229,650	3,062,857
Total liabilities and equity	18,825,285	16,928,723

Consolidated Income Statements

(Millions of yen)

	For the year ended March 31, 2023	For the year ended March 31, 2022
Interest income	576,869	186,336
Interest expense	334,401	137,173
Net interest income	242,467	49,163
Fee and commission income	12,848	18,374
Fee and commission expense	3,799	3,492
Net expense from derivative financial instruments	145,982	22,225
Net gain (loss) from financial assets at fair value through profit or loss	(12,160)	70,623
Net gain on derecognition of financial assets measured at amortized cost	558	9,125
Other income	30,787	26,409
Net non-interest income (expense)	(117,748)	98,814
Total operating income*1	124,719	147,977
Impairment losses (reversals) on financial assets	22,174	130,795
Net operating income*2	102,545	17,181
Operating expenses	24,540	21,846
Other expenses	4,315	668
Total operating expenses	28,855	22,515
Profits (losses) of equity method investments	(1,186)	4,133
Profit (loss) before income tax	72,503	(1,199)
Income tax expense	13	48
Net profit (loss)	72,490	(1,248)
Attributable to:		
Shareholder of JBIC	72,557	(1,295)
Non-controlling interests	(66)	46

*1 Aggregate of "Net interest income" and "Net non-interest income (expense)"

*2 "Total operating income" less "Impairment losses on financial assets"

Consolidated Statements of Comprehensive Income

(Millions of yen)

	For the year ended March 31, 2023	For the year ended March 31, 2022
Net profit (loss)	72,490	(1,248)
Other comprehensive income (loss)		
Items that will not be reclassified to profit or loss:		
Remeasurement of defined benefit plans:		
Remeasurement arising during the year	411	111
Total of items that will not be reclassified to profit or loss	411	111
Items that may be reclassified to profit or loss:		
Exchange differences on translation of foreign operations:		
Net gain arising during the year	16,582	7,405
Reclassification adjustments	(362)	(1,121)
Total of items that may be reclassified to profit or loss	16,219	6,283
Other comprehensive income (loss)	16,631	6,395
Total comprehensive income (loss)	89,121	5,146
Attributable to:		
Shareholder of JBIC	89,188	5,099
Non-controlling interests	(66)	46

Consolidated Statements of Changes in Equity

(Millions of yen)

	Attributable to shareholder of JBIC					Sub Total
	Capital stock	Retained earnings	Other reserves			
			Remeasurement of defined benefit plans	Exchange differences on translation of foreign operations	Other reserves, Total	
April 1, 2021	1,963,800	1,047,301	—	8,174	8,174	3,019,276
Net profit (loss)	—	(1,295)	—	—	—	(1,295)
Other comprehensive income (loss)	—	—	111	6,283	6,395	6,395
Total comprehensive income (loss)	—	(1,295)	111	6,283	6,395	5,099
Issuance of new shares	60,000	—	—	—	—	60,000
Payment to the National Treasury	—	(21,868)	—	—	—	(21,868)
Other	—	111	(111)	—	(111)	—
March 31, 2022	2,023,800	1,024,249	—	14,458	14,458	3,062,507
Net profit (loss)	—	72,557	—	—	—	72,557
Other comprehensive income (loss)	—	—	411	16,219	16,631	16,631
Total comprehensive income (loss)	—	72,557	411	16,219	16,631	89,188
Issuance of new shares	85,000	—	—	—	—	85,000
Payment to the National Treasury	—	(7,329)	—	—	—	(7,329)
Other	—	411	(411)	—	(411)	—
March 31, 2023	2,108,800	1,089,888	—	30,677	30,677	3,229,366

(Millions of yen)

	Non-controlling interests	Total equity
April 1, 2021	318	3,019,594
Net profit (loss)	32	(1,263)
Other comprehensive income (loss)	—	6,395
Total comprehensive income (loss)	32	5,131
Issuance of new shares	—	60,000
Payment to the National Treasury	—	(21,868)
Other	—	—
March 31, 2022	350	3,062,857
Net profit (loss)	(66)	72,490
Other comprehensive income (loss)	—	16,631
Total comprehensive income (loss)	(66)	89,121
Issuance of new shares	—	85,000
Payment to the National Treasury	—	(7,329)
Other	—	—
March 31, 2023	283	3,229,650

Consolidated Statements of Cash Flows

(Millions of yen)

	For the year ended March 31, 2023	For the year ended March 31, 2022
Cash flows from operating activities		
Profit (loss) before income tax	72,503	(1,199)
Depreciation and amortization	3,932	3,510
Increase (decrease) in liability for retirement benefits	(553)	(204)
Net loss (gain) from financial assets at fair value through profit or loss	12,160	(70,623)
Losses (profits) from equity method investments	1,186	(4,133)
Net decrease (increase) in loans and other receivables	(978,801)	(1,031,737)
Net increase (decrease) in borrowings	959,468	902,887
Net decrease (increase) in deposits (excluding demand deposits)	(100,185)	(367,170)
Net change in derivative financial instrument assets and liabilities	225,797	436,037
Net increase (decrease) in financial guarantee contracts	10,285	1,266
Net increase (decrease) in bonds payable	374,701	529,618
Other	(33,682)	(592,874)
Net cash provided by (used in) operating activities	546,813	(194,622)
Cash flows from investing activities		
Purchase of financial assets at fair value through profit or loss	(16,890)	(21,416)
Sale of financial assets at fair value through profit or loss	14,821	14,874
Purchase of securities	(10,000)	(6,400)
Purchase of equity method investments	(1,739)	(15,200)
Proceeds from return of equity method investments	6,661	11,489
Other	(4,221)	(8,147)
Net cash provided by (used in) investing activities	(11,368)	(24,801)
Cash flows from financing activities		
Proceeds from issuance of new shares	85,000	60,000
Payment to non-controlling interests	—	(14)
Payment to the National Treasury	(7,329)	(21,868)
Other	(503)	(452)
Net cash provided by (used in) financing activities	77,166	37,663
Exchange difference on cash and cash equivalents	29,824	31,823
Net increase (decrease) in cash and cash equivalents	642,437	(149,936)
Cash and cash equivalents at the beginning of the year	1,083,983	1,233,919
Cash and cash equivalents at the end of the year	1,726,420	1,083,983
Net cash provided by (used in) operating activities includes the following:		
Interest received	438,478	168,536
Interest paid	(260,885)	(127,230)

2. Reconciliation between Japanese GAAP and IFRS

Reconciliation of assets, liabilities, and equity of the JBIC Group as of March 31, 2023 and 2022, and reconciliation of net profit of the JBIC Group for the fiscal years ended March 31, 2023 and 2022, between accounting principles

generally accepted in Japan (“Japanese GAAP”) and IFRS as issued by the IASB.*

* JBIC has adopted Japanese GAAP for reporting purposes. Audited consolidated financial statements of the JBIC Group for the fiscal years ended March 31, 2023 and 2022 prepared in accordance with IFRS are disclosed for reference purposes in order to improve comparability with international issuers.

Reconciliation of assets, liabilities, and equity as of March 31, 2023

(Millions of yen)

Japanese GAAP		Reclassifications	Adjustments	IFRS		Notes
Assets				Assets		
Cash and due from banks	2,193,775	—	—	2,193,775	Cash and due from banks	
	—	137,156	—	137,156	Derivative financial instrument assets	A
	—	477,256	(1,996)	475,260	Financial assets at fair value through profit or loss	B,C
Securities	347,087	(318,933)	18,845	46,998	Securities	B,C
Loans and bills discounted	15,587,788	(491,899)	48,487	15,144,377	Loans and other receivables	B,D
	—	101,346	28,546	129,892	Equity method investments	C,E
Property, plant and equipment	30,730	—	—	30,730	Property and equipment	
Intangible assets	8,461	(8,461)	—	—		
Other assets	866,306	(201,122)	1,908	667,093	Other assets	A,D,F
Customers' liabilities for acceptances and guarantees	1,534,258	—	(1,534,258)	—		H
Allowance for loan losses	(410,526)	410,526	—	—		D
Total assets	20,157,883	105,869	(1,438,466)	18,825,285	Total assets	
Liabilities				Liabilities		
	—	825,233	—	825,233	Derivative financial instrument liabilities	A
Borrowed money	8,513,677	—	—	8,513,677	Borrowings	
Bonds payable	6,191,755	—	(257,435)	5,934,320	Bonds payable	G
	—	—	75,514	75,514	Financial guarantee contracts	H
Net defined benefit liability	5,690	(5,690)	—	—		I
Provision for directors' retirement benefits	37	(37)	—	—		
Other liabilities	962,446	(713,012)	(2,544)	246,889	Other liabilities	A,F,I
Provision for bonuses	614	(614)	—	—		
Provision for directors' bonuses	10	(10)	—	—		
Acceptances and guarantees	1,534,258	—	(1,534,258)	—		H
Total liabilities	17,208,488	105,869	(1,718,722)	15,595,635	Total liabilities	
Net assets				Equity		
Capital stock	2,108,800	—	—	2,108,800	Capital stock	
Retained earnings	1,126,210	411	(36,733)	1,089,888	Retained earnings	
	—	(286,311)	316,989	30,677	Other reserves	E,I
Valuation difference on available-for-sale securities	25,300	(25,300)	—	—		C
Deferred gains or losses on hedges	(323,123)	323,123	—	—		A
Foreign currency translation adjustment	11,923	(11,923)	—	—		E
Non-controlling interests	283	—	—	283	Non-controlling interests	
Total net assets	2,949,394	—	280,256	3,229,650	Total equity	
Total liabilities and net assets	20,157,883	105,869	(1,438,466)	18,825,285	Total liabilities and equity	

Reconciliation of assets, liabilities, and equity as of March 31, 2022

(Millions of yen)

Japanese GAAP		Reclassifications	Adjustments	IFRS		Notes
Assets					Assets	
Cash and due from banks	1,451,153	—	—	1,451,153	Cash and due from banks	
	—	95,072	—	95,072	Derivative financial instrument assets	A
	—	483,699	(3,672)	480,027	Financial assets at fair value through profit or loss	B,C
Securities	328,053	(316,532)	25,477	36,999	Securities	B,C
Loans and bills discounted	14,759,174	(695,415)	101,816	14,165,576	Loans and other receivables	B,D
	—	109,074	19,913	128,987	Equity method investments	C,E
Property, plant and equipment	29,229	—	—	29,229	Property and equipment	
Intangible assets	9,170	(9,170)	—	—		
Other assets	602,264	(62,760)	2,174	541,677	Other assets	A,D,F
Customers' liabilities for acceptances and guarantees	1,721,217	—	(1,721,217)	—		H
Allowance for loan losses	(470,834)	470,834	—	—		D
Total assets	18,429,429	74,801	(1,575,508)	16,928,723	Total assets	
Liabilities					Liabilities	
	—	557,350	—	557,350	Derivative financial instrument liabilities	A
Borrowed money	7,554,208	—	—	7,554,208	Borrowings	
Bonds payable	5,634,984	—	(75,365)	5,559,618	Bonds payable	G
	—	—	65,229	65,229	Financial guarantee contracts	H
Net defined benefit liability	6,056	(6,056)	—	—		I
Provision for directors' retirement benefits	51	(51)	—	—		
Other liabilities	609,336	(475,832)	(4,045)	129,458	Other liabilities	A,F,I
Provision for bonuses	597	(597)	—	—		
Provision for directors' bonuses	9	(9)	—	—		
Acceptances and guarantees	1,721,217	—	(1,721,217)	—		H
Total liabilities	15,526,462	74,801	(1,735,398)	13,865,865	Total liabilities	
Net assets					Equity	
Capital stock	2,023,800	—	—	2,023,800	Capital stock	
Retained earnings	976,953	—	47,295	1,024,249	Retained earnings	
	—	(98,136)	112,595	14,458	Other reserves	E,I
Valuation difference on available-for-sale securities	16,084	(16,084)	—	—		C
Deferred gains or losses on hedges	(116,730)	116,730	—	—		A
Foreign currency translation adjustment	2,508	(2,508)	—	—		E
Non-controlling interests	350	—	—	350	Non-controlling interests	
Total net assets	2,902,967	—	159,890	3,062,857	Total equity	
Total liabilities and net assets	18,429,429	74,801	(1,575,508)	16,928,723	Total liabilities and equity	

Reconciliation of net profit for the year ended March 31, 2023

(Millions of yen)

Japanese GAAP		Reclassifications	Adjustments	IFRS		Notes
Interest income	570,567	(3,705)	10,007	576,869	Interest income	B, D
Interest expense	460,022	(127,876)	2,255	334,401	Interest expense	G
				242,467	Net interest income	
Fees and commissions	22,746	(135)	(9,762)	12,848	Fee and commission income	B
Fees and commissions payments	3,799	—	—	3,799	Fee and commission expense	
	—	121,202	24,780	145,982	Net expense from derivative financial instruments	A
Loss on investments in partnerships*2	6,129	(6,129)	—	—		B
	—	367	11,793	12,160	Net loss from financial assets at fair value through profit or loss	B
	—	558	—	558	Net gain on derecognition of financial assets measured at amortized cost	D
Other ordinary income	44,744	(44,744)	—	—		
Other income*1	454	(454)	—	—		B
Extraordinary income	13	(13)	—	—		
	—	35,894	(5,106)	30,787	Other income	
				117,748	Net non-interest expense	
				124,719	Total operating income	
Reversal of allowance for loan losses*1	19,352	(19,352)	—	—		D
	—	(19,352)	41,526	22,174	Impairment losses on financial assets	D
				102,545	Net operating income	
Other ordinary expenses	2,111	(2,111)	—	—		
General and administrative expenses	24,382	—	157	24,540	Operating expenses	I
Other expenses*2	6,959	(6,959)	—	—		B
	—	5,661	(1,345)	4,315	Other expenses	
				28,855	Total operating expenses	
Profits of equity method investments*1	2,058	(3,244)	—	(1,186)	Profits (losses) of equity method investments	E
				72,503	Profit before income tax	
Income tax expense	13	—	—	13	Income tax expense	
Net income	156,518	—	(84,028)	72,490	Net profit	

*1 These accounts are included in "Other income" under Japanese GAAP.

*2 These accounts are included in "Other expenses" under Japanese GAAP.

Reconciliation of net profit for the year ended March 31, 2022

(Millions of yen)

Japanese GAAP		Reclassifications	Adjustments	IFRS		Notes
Interest income	227,973	(55,409)	13,772	186,336	Interest income	B,D
Interest expense	135,363	—	1,810	137,173	Interest expense	G
				49,163	Net interest income	
Fees and commissions	26,100	(262)	(7,463)	18,374	Fee and commission income	B
Fees and commissions payments	3,492	—	—	3,492	Fee and commission expense	
	—	(50,812)	73,038	22,225	Net expense from derivative financial instruments	A
Gain on investments in partnerships*1	17,470	(17,470)	—	—		B
	—	24,723	45,899	70,623	Net gain from financial assets at fair value through profit or loss	B
	—	—	9,125	9,125	Net gain on derecognition of financial assets measured at amortized cost	D
Other ordinary income	31,416	(31,416)	—	—		
Other income*1	2,361	(2,361)	—	—		B
Extraordinary income	4	(4)	—	—		
	—	28,572	(2,163)	26,409	Other income	
				98,814	Net non-interest income	
				147,977	Total operating income	
Recoveries of written-off claims*1	6,673	(6,673)	—	—		D
Provision of allowance for loan losses*2	130,992	(130,992)	—	—		D
	—	127,002	3,793	130,795	Impairment losses on financial assets	D
				17,181	Net operating income	
Other ordinary expenses	1,988	(1,988)	—	—		
General and administrative expenses	21,713	—	133	21,846	Operating expenses	I
Other expenses*2	2,538	(2,538)	—	—		B
	—	1,678	(1,009)	668	Other expenses	
				22,515	Total operating expenses	
Profits of equity method investments*1	1,483	2,650	—	4,133	Profits of equity method investments	E
				(1,199)	Loss before income tax	
Income tax expense	48	—	—	48	Income tax expense	
Net income	17,345	—	(18,594)	(1,248)	Net loss	

*1 These accounts are included in "Other income" under Japanese GAAP.

*2 These accounts are included in "Other expenses" under Japanese GAAP.

Notes to the reconciliation of assets, liabilities, and equity as of March 31, 2023 and 2022, and the reconciliation of net profit for the fiscal years ended March 31, 2023 and 2022

A. Derivative financial instrument assets and liabilities

i. Hedge accounting

The JBIC Group uses derivative financial instruments in order to hedge interest rate risk and foreign exchange risk. The JBIC Group has been applying hedge accounting under Japanese GAAP, which mostly follows macro hedge accounting, for 99.9% or more of its derivative transactions on a fair value basis, in order to eliminate accounting mismatches in its consolidated financial statements.

From the adoption of IFRS in 2012 to March 31, 2018, the JBIC Group had not applied hedge accounting under IAS 39 and did not present the effect of its risk management activities involving derivative financial instruments in its consolidated financial statements. Since the adoption of IFRS 9, the JBIC Group has applied hedge accounting mainly to fair value hedges of interest rate risk for bonds payable issued on or after April 1, 2018.

Refer to Notes 3.G and 8 to the consolidated financial statements for details on hedge accounting under IFRS. In addition, refer to Note 26 to the consolidated financial statements for "Net loss on valuation of derivative financial instruments," which does not reflect profit or loss deferred by hedge accounting under Japanese GAAP, and adjustments to the carrying amounts of hedged items under fair value hedge accounting.

ii. Offsetting derivative financial instrument assets and liabilities

Derivative financial instrument assets and liabilities that meet the offset requirements under Japanese GAAP are presented on a net basis by counterparty and included in "Other assets" or "Other liabilities." Derivative financial instrument assets and liabilities that do not meet the offset requirements under IFRS are presented on a gross basis as "Derivative financial instrument assets" and "Derivative financial instrument liabilities."

B. Financial assets at fair value through profit or loss

Under IFRS, if contractual cash flows of financial assets are not solely payments of principal and interest, the JBIC Group measures such financial assets at fair value through profit or loss. If contractual cash flows of financial assets are solely payments of principal and interest, and financial assets are held within a business model whose objective is to hold the assets in order to collect contractual cash flows, financial assets are measured at amortized cost. Whereas, Japanese GAAP sets out the approach to measure financial assets according to their legal form and the entity's intention to hold the financial assets.

Stocks, investments in partnerships and certain loans excluding investments held by the JBIC Group and accounted for using the equity method, are measured at fair value and presented as "Financial assets at fair value through profit or loss" under IFRS, whereas they are measured at either cost or fair value according to their legal form and holding intention and presented as "Securities" or "Loans and bills discounted" under Japanese GAAP. Under Japanese GAAP, if the net asset value of shares has declined significantly due to a deterioration in the financial position of an issuer, the carrying amount is written down and such valuation difference is recognized as impairment loss for the current period.

Under IFRS, the JBIC Group presents gains and losses arising from such assets as "Net gain (loss) from financial assets at fair value through profit or loss." Under Japanese GAAP, the JBIC Group presents interest income and dividend income as "Interest income," upfront and commitment fees as "Fee and commissions," and realized gains and losses arising from changes in fair value and sales of such assets as "Other income" (when it is a gain) or "Other expenses" (when it is a loss).

C. Securities

The JBIC Group presents investments in associates and joint ventures as "Securities" under Japanese GAAP and "Equity method investments" under IFRS. For the differences in the measurement method between the accounting standards, see "E. Equity method investments."

Stocks and investments in partnerships other than investments in associates and joint ventures are presented as "Securities" under Japanese GAAP and "Financial assets at fair value through profit or loss" under IFRS. For the differences in the measurement method between the accounting standards, see "B. Financial assets at fair value through profit or loss."

Debt securities included in "Securities" under Japanese GAAP are also presented as "Securities" under IFRS. For the measurement method, debt securities are measured at fair value and valuation gains and losses are recognized as "Valuation difference on available-for-sale securities" under Japanese GAAP, whereas these debt securities are measured at amortized cost under IFRS.

Under IFRS, impairment losses are recognized for securities measured at amortized cost under the expected credit loss model. Impairment losses are estimated at the amount of the expected credit losses expected to occur within the next 12-months from the reporting date or on a lifetime basis depending on whether a significant increase in credit risk has occurred since initial recognition of the financial assets. Such impairment losses measured are deducted from securities using an allowance account, which represents such impairment losses and which is deducted from securities, resulting in net presentation.

D. Loans and other receivables

"Loans and other receivables" under IFRS include accrued interest income on loans in "Other assets" under Japanese GAAP, and also financial assets associated with financial guarantee contracts described in "H. Financial guarantee contracts," but do not include loans and other receivables measured at fair value through profit or loss.

Under IFRS, the JBIC Group measures loans and other receivables initially at fair value plus transaction costs directly attributable to loan origination, and subsequently at amortized cost using the effective interest method. The JBIC Group amortizes loan origination fees, which are considered integral to the origination using the effective interest method. If contractual terms are amended after initial recognition of loans and other receivables, loans and other receivables are derecognized when, and only when, contractual rights to the cash flows from such loans and other receivables expire, or applicable requirements under the related accounting standard are met, and the difference between the carrying amount allocated to the part derecognized and a financial asset newly recognized is recognized in profit or loss.

Under Japanese GAAP, the JBIC Group recognizes a general allowance as well as a specific allowance for loan losses.

In accordance with the expected credit loss model under IFRS, the JBIC Group recognizes impairment losses, and the carrying amount of loans and other receivables is reduced by the amount of impairment losses measured through the allowance for loan losses. See "C. Securities" for the method for recognizing expected credit losses. If certain conditions are met, amendments to contractual terms after initial recognition of loans and other receivables may be determined as not meeting the criteria for derecognizing financial assets.

E. Equity method investments

The JBIC Group's investments in associates and joint ventures are comprised mainly of investments in partnerships. Under Japanese GAAP, the JBIC Group applies the equity method to certain investments in partnerships. Under IFRS, the JBIC Group adopts the equity method for all of its investments in partnerships that are determined as investments in associates and joint ventures, except for investments held through a subsidiary of JBIC for which the exemption in IAS 28 to measure such entities at fair value is applied. Gains or losses on investments in partnerships to which the equity method is not applied under Japanese GAAP but applied under IFRS are recognized as "Profits (losses) of equity method investments" under IFRS.

The JBIC Group presents exchange differences on translation of foreign operations from applying the equity method as "Other reserves" under IFRS, whereas they are presented as "Foreign currency translation adjustment" under Japanese GAAP.

F. Leases

Lease transactions entered into by the JBIC Group as a lessee primarily consist of rental offices. Under Japanese GAAP, lease transactions are classified as either finance leases or operating leases based on the risk and economic value approach. The significant lease transactions entered into by the JBIC Group are classified as operating leases and are expensed when lease payments occur. Under IFRS, on the other hand, right-of-use assets and lease liabilities are presented in "Other assets" and "Other liabilities," respectively, in the consolidated statement of financial position at the commencement date of the lease. Those assets and liabilities are subsequently measured at cost less any accumulated depreciation and any accumulated impairment losses, and amortized cost using the effective interest method, respectively.

The JBIC Group does not enter into lease transactions as a lessor.

G. Bonds payable

Under Japanese GAAP, the JBIC Group expenses bond issuance costs as incurred.

Under IFRS, the JBIC Group measures bonds payable initially at fair value less transaction costs directly attributable to bond issuance, such as fees paid to underwriters and discounts at issuance, and subsequently at amortized cost using the effective interest method. For bonds payable to which hedge accounting is applied in accordance with IFRS 9, their carrying amount is adjusted to reflect changes in fair value arising from the underlying hedged risks.

H. Financial guarantee contracts

Under Japanese GAAP, the JBIC Group records the same contractual amounts of financial guarantee obligations in both "Customers' liabilities for acceptances and guarantees" as assets and in "Acceptances and guarantees" as liabilities.

Under IFRS, the JBIC Group initially measures financial liabilities associated with financial guarantee contracts at fair value as well as financial assets associated with financial guarantee contracts. They are subsequently measured at the higher of (a) the amount of the loss allowance determined in accordance with IFRS 9 and (b) the amount initially recognized less, when appropriate, the cumulative amount of income recognized in accordance with the principles of IFRS 15 *Revenue from Contracts with Customers*.

I. Liability for retirement benefits

Under Japanese GAAP, the JBIC Group expenses actuarial gains or losses on defined benefit plans in profit or loss as incurred.

Under IFRS, the JBIC Group recognizes the remeasurement of defined benefit plans directly in "Other reserves" as incurred and reclassifies them immediately to retained earnings. The JBIC Group remeasures retirement benefit obligations based on IFRS, and charges for differences caused by the period allocation method of retirement benefit obligations, etc. as "Operating expenses." The JBIC Group includes a liability for retirement benefits in "Other liabilities."

J. Difference between the reporting date of consolidated financial statements and of subsidiaries

Under Japanese GAAP, if the difference between the reporting date of consolidated financial statements and of the subsidiary does not exceed three months, only material inter-company transactions made during that period need to be reflected in the financial statements of the subsidiary. Accordingly, the JBIC Group adjusts only material inter-company transactions in the consolidated financial statements under Japanese GAAP.

On the other hand, IFRS requires that financial statements of consolidated subsidiaries be prepared on the reporting date of the parent company, except when it is impracticable. For this reason, the JBIC Group prepares the financial statements of the subsidiaries whose reporting dates are different from JBIC to conform to the reporting date of JBIC.

3. Corporate Data

1. Organizational Chart.....	92
2. Overseas Network.....	93
3. History.....	94
4. Japan Bank for International Cooperation Act.....	95
5. Basic Policy for the Internal Control System.....	104
6. Security Policy.....	106
7. Outline of Conflict of Interest Management Policy.....	107
8. Privacy Policy / Privacy Notice.....	108



1. Organizational Chart (As of December 1, 2023)

JBIC is constituted by four mission/sector-specific finance groups (Energy and Natural Resources Finance Group; Infrastructure and Environment Finance Group; Industry Finance Group; and Equity Finance Group) and the Corporate Planning Group, the Credit, Assessment and Risk Management Group and the Treasury and Systems Group which support these finance groups.

This organizational structure was intended to strengthen the capacity to formulate projects by bringing together

know-how and expertise in each sector and area, thereby creating an institution that can execute the functions in its mission more flexibly and strategically: the mission directly linked to Japan's economic policy. In the network of overseas representative offices, Singapore, London and New York are assigned as core regional headquarters to supervise business and administrative activities as well as support project formulation in Asia and Pacific; Europe, the Middle East and Africa, and the Americas respectively.



Overseas Representative Offices

(Resident Executive Officer, Regional Head for Asia and Pacific: NEGISHI Yasuaki)	Singapore* (Regional Headquarters for Asia and Pacific), Beijing, Bangkok, Hanoi, Jakarta, Manila, New Delhi, Sydney
(Resident Executive Officer, Regional Head for Europe, the Middle East and Africa: ISEKI Yusuke)	London* (Regional Headquarters for Europe, the Middle East and Africa), Moscow, Paris, Istanbul, Dubai
(Resident Executive Officer, Regional Head for the Americas: HAMAMATSU Masayuki)	New York* (Regional Headquarters for the Americas), Washington, D.C., Buenos Aires, Mexico City, Rio de Janeiro

* Singapore, London and New York are assigned as core regional headquarters to supervise business and administrative activities and support project formulation in Asia and Pacific; Europe, the Middle East and Africa; and the Americas, respectively.

2. Overseas Network (As of December 1, 2023)



★ Regional Headquarters

★ **REPRESENTATIVE OFFICE REGISTERED IN SINGAPORE**
(Regional Headquarters for Asia and Pacific)

9 Raffles Place, #51-02 Republic Plaza, Singapore 048619
Tel. 65-6557-2806
Fax. 65-6557-2807

● **REPRESENTATIVE OFFICE IN BEIJING**

2102, Tower C Office Building, YINTAI Center, No. 2 Jianguomenwai Avenue, Chaoyang District, Beijing 100022, P.R.C.
Tel. 86-10-6505-8989
Fax. 86-10-6505-3829

● **REPRESENTATIVE OFFICE IN BANGKOK**

21st Floor, Park Ventures Ecoplex, 57 Wireless Road, Lumpini, Pathumwan, Bangkok 10330, Thailand
Tel. 66-2-252-5050
Fax. 66-2-252-5514

● **REPRESENTATIVE OFFICE IN HANOI**

Unit 6.02, 6th Floor, CornerStone Building, 16 Phan Chu Trinh Street, Hoan Kiem District, Hanoi, Vietnam
Tel. 84-24-3824-8934, 8935, 8936
Fax. 84-24-3824-8937

● **REPRESENTATIVE OFFICE IN JAKARTA**

Summitmas II 5th Floor, Jl. Jenderal Sudirman, Kav. 61-62, Jakarta Selatan, Indonesia
Tel. 62-21-5220693
Fax. 62-21-5200975

● **REPRESENTATIVE OFFICE IN MANILA**

11/F, Tower 1, The Enterprise Center, 6766 Ayala Avenue corner Paseo de Roxas, Makati City, Philippines
Tel. 63-2-8856-7711, 7712, 7713, 7714
Fax. 63-2-8856-7715, 7716

● **REPRESENTATIVE OFFICE IN NEW DELHI**

306, 3rd Floor, World Mark 2, Asset No. 8, Hospitality District, Aerocity, New Delhi-110037, India
Tel. 91-11-4352-2900
Fax. 91-11-4352-2950

● **REPRESENTATIVE OFFICE IN SYDNEY**

Suite 4102, Level 41, Gateway Tower, 1 Macquarie Place, Sydney NSW 2000, Australia
Tel. 61-2-9293-7980

★ **REPRESENTATIVE OFFICE IN LONDON**
(Regional Headquarters for Europe, the Middle East and Africa)

7th Floor, 80 Cheapside, London, EC2V 6EE, U.K.
Tel. 44-20-7489-4350

● **REPRESENTATIVE OFFICE IN MOSCOW**

123610 Moscow, Krasnopresnenskaya Nab.12, World Trade Center, Office No. 905, Russian Federation
Tel. 7-495-258-1832, 1835, 1836
Fax. 7-495-258-1858

● **REPRESENTATIVE OFFICE IN PARIS**

6-8, Boulevard Haussmann, 75009 Paris, France
Tel. 33-1-4703-6190

● **REPRESENTATIVE OFFICE IN ISTANBUL**

Esentepe Mahallesi, Büyükdere Cad. No:199/95, Levent 199, Kat (Floor) 20 - 34394 Şişli/İstanbul, Turkey
Tel. 90-212-337-4060

● **REPRESENTATIVE OFFICE IN DUBAI**

9th floor, West, The Gate Dubai International Financial Centre, P.O. Box 121300, Dubai, U.A.E.
Tel. 971-4-363-7091
Fax. 971-4-363-7090

★ **REPRESENTATIVE OFFICE IN NEW YORK**
(Regional Headquarters for the Americas)

712 Fifth Avenue 26th Floor, New York, NY 10019 U.S.A.
Tel. 1-212-888-9500
Fax. 1-212-888-9503

● **REPRESENTATIVE OFFICE IN WASHINGTON, D.C.**

1627 Eye Street, N.W., Suite 500, Washington, D.C., 20006, U.S.A.
Tel. 1-202-785-1785
Fax. 1-202-785-1787

● **REPRESENTATIVE OFFICE IN BUENOS AIRES**

Av. del Libertador No. 498, Piso 19, 1001 Capital Federal, Buenos Aires, Argentina
Tel. 54-11-4394-1379, 1803

● **REPRESENTATIVE OFFICE IN MEXICO CITY**

Paseo de la Reforma 222-900B, Col. Juárez, Del. Cuauhtémoc, México D.F., C.P. 06600, México
Tel. 52-55-5525-6790
Fax. 52-55-5525-3473

● **REPRESENTATIVE OFFICE IN RIO DE JANEIRO**

Praia de Botafogo, 228, Sala 801B, Setor A, Botafogo, Rio de Janeiro, RJ, CEP 22250-906, Brazil
Tel. 55-21-2554-2305
Fax. 55-21-2554-8798

3. History

Events related to the Export-Import Bank of Japan (JEXIM)

December 1950	The Japan Export Bank Act promulgated and enforced; The Japan Export Bank established
April 1952	The Japan Export Bank changed its name to The Export-Import Bank of Japan

Events related to the Japan Bank for International Cooperation (former JBIC)

April 1999	The Japan Bank for International Cooperation Act promulgated and enforced
September 1999	Order for the Japan Bank for International Cooperation Act promulgated and enforced
October 1999	The Japan Bank for International Cooperation (former JBIC) established (taking over operations of the Export-Import Bank of Japan and those of the Overseas Economic Cooperation Fund)

Events related to the Japan Finance Corporation

June 2006	The Act on Promotion of Administrative Reform for Realization of Small and Efficient Government promulgated and enforced
May 2007	The Japan Finance Corporation Act promulgated and enforced
April 2008	Order for the Japan Finance Corporation Act promulgated and enforced
October 2008	The Japan Finance Corporation established
March 2010	The Revision of Japan Finance Corporation Act enforced (extending the scope of operations by adding the promotion of the overseas business having the purpose of preserving the global environment)
April 2010	The Account for Facilitating Realignment of United States Forces in Japan created

Events related to the Japan Bank for International Cooperation (JBIC)

May 2011	The Japan Bank for International Cooperation Act promulgated and partially enforced
July 2011	Order for Enforcement of the Japan Bank for International Cooperation Act and Cabinet Order for Revising Part of the Japan Finance Corporation Act promulgated and enforced (expanding the scope of operations, including the rule on Export Loans to developed countries)
April 2012	The Japan Bank for International Cooperation (JBIC) established
November 2012	The Account for Facilitating Realignment of United States Forces in Japan closed
May 2016	The Act for Partial Amendment of the Japan Bank for International Cooperation Act promulgated and partially enforced The Cabinet Order for Revising Part of the Order for Enforcement of the JBIC Act promulgated and enforced
October 2016	The account for the Special Operations created
January 2020	The Cabinet Order for Revising Part of the Order for Enforcement of the JBIC Act promulgated and enforced (expanding the eligible sectors in Export Loans for the export of Japanese products to developed countries and Overseas Investment Loans for projects in developed countries)
July 2020	The Cabinet Order for Revising Part of the Order for Enforcement of the JBIC Act promulgated and enforced (expanding the eligible areas for business conducted in developed countries under the Overseas Investment Loans framework and providing loans to domestic Japanese companies for their overseas business in order to support Japanese companies affected by the COVID-19 pandemic (provisional measure))
June 2022	The Cabinet Order for Revising Part of the Order for Enforcement of the JBIC Act promulgated and enforced (expanding the eligible sectors in Export Loans for the export of Japanese products to developed countries and Overseas Investment Loans for projects in developed countries)
April 2023	The Act for Partial Amendment of the Japan Bank for International Cooperation Act promulgated and partially enforced * For details of the revision, please refer to page 12 of the main report.

4. Japan Bank for International Cooperation Act

Excerpt of the Japan Bank for International Cooperation Act (Act No. 39 of 2011)

Article 1: Purpose

Japan Bank for International Cooperation shall be a *Kabushiki-Kaisha*, which has the purpose of contributing to the sound development of Japan and the international economy and society, by taking responsibility for the financial function to promote the overseas development and securement of resources which are important for Japan, to maintain and improve the international competitiveness of Japanese industries and to promote the overseas business having the purpose of preserving the global environment, such as preventing global warming, also providing the financial services that are necessary to prevent disruptions to international financial order or to take appropriate measures with respect to damages caused by such disruption, while having the objective of supplementing the financial transactions implemented by ordinary financial institutions.

Article 3: Holding of Shares by Government

The Government shall, at all times, hold the total number of outstanding shares of JBIC.

Article 4: Government's Contribution

1. The Government may, when it finds it to be necessary, make contributions to JBIC within the amount appropriated in the budget.
2. When a contribution is made by the Government pursuant to the provisions of the preceding Paragraph, JBIC shall, notwithstanding the provisions of Paragraph 2 of Article 445 of the Companies Act (Act No. 86 of 2005), be allowed not to record the amount exceeding half of such contribution amount as the capital. In this case, "this Act" referenced in Paragraph 1 of the same Article shall be deemed to be replaced with "this Act or Japan Bank for International Cooperation Act (Act No. 39 of 2011)."
3. When a contribution is made by the Government pursuant to the provisions of Paragraph 1, JBIC shall allocate the capital and reserves increased thereby, to the accounts related to the operations listed in each Item of Article 26-2, in accordance with the separation of accounting set forth in Article 26-2.

Article 5: Limitation, etc. on Use of Name

1. No person other than JBIC shall use the words "Japan Bank for International Cooperation" in its name.
2. The provisions of Paragraph 2 of Article 6 of the Banking Act shall not be applied to JBIC.

Article 6: Resolution for Appointment and Removal, etc. of Officers, etc.

1. The resolution for the appointment and removal of the Officers, etc. (meaning Directors, Executive Officers and Auditor(s); the same shall apply hereinafter) of JBIC shall not take effect unless the authorization of the Minister of Finance is granted.
2. The resolution for selection and displacement of a Representative Director or Representative Executive Officer of JBIC shall not take effect unless the authorization of the Minister of Finance is granted.

Article 11: Scope of Operations

JBIC shall, for attaining its purpose, engage in the operations listed below:

- (1) The loan of funds necessary for the Export of Equipment, etc., the acquisition by assignment of loan receivables

related to such funds, the Guarantee, etc. of Liabilities related to such funds, in the case where the Foreign Financial Institutions, etc. or the Foreign Governments, etc. provide the Guarantee, etc. of Liabilities with respect to such funds, the Guarantee, etc. of Liabilities related to such funds, the Guarantee, etc. of Liabilities, or the acquisition of the Public/Corporate Bonds, etc. issued in order to procure such funds by certain measures, such as acquisition through subscription;

- (2) The loan of funds necessary to ensure the reliable and timely Import of Important Goods, etc., the acquisition by assignment of loan receivables related to such funds, the Guarantee, etc. of Liabilities related to such funds or the acquisition of the Public/Corporate Bonds, etc. to be issued in order to procure such funds by certain measures, such as acquisition through subscription;
- (3) The loan of funds to be used directly or indirectly for the business which the Juridical Persons, etc. of Japan, Foreign Governments, etc. or Foreign Juridical Persons, etc. Invested in conduct outside Japan, the acquisition by assignment of loan receivables related to such funds, the Guarantee, etc. of Liabilities related to such funds, in the case where the Juridical Persons, etc. of Japan, Foreign Juridical Persons, etc. Invested in, Foreign Financial Institutions, etc. or Foreign Governments, etc. provide the Guarantee, etc. of Liabilities to the Juridical Persons, etc. of foreign countries with respect to such funds, the Guarantee, etc. of Liabilities related to such funds, the Guarantee, etc. of Liabilities, or the acquisition of the Public/Corporate Bonds, etc. to be issued in order to procure such funds by certain measures, such as acquisition through subscription;
- (4) (i) The loan to the Foreign Governments, etc., Foreign Financial Institutions, etc. or international organizations, such as the International Monetary Fund, of long-term funds (meaning the funds required to be provided for more than one (1) year; the same shall apply hereinafter) required for their overseas business or the import of goods or introduction of technologies by the foreign country concerned, or funds required to attain the international balance of payments or achieve the stability of the currency of the foreign country concerned, (ii) the acquisition by assignment of loan receivables related to such funds or the Guarantee, etc. of Liabilities related to such funds or (iii) the acquisition of the Public/Corporate Bonds, etc. issued in order to procure such funds by certain measures, such as acquisition through subscription, or (iv) the loan to the Specific Foreign Juridical Persons of long-term funds required for their overseas business (limited to businesses set forth in a. and b. of Item (10) of Article 2), (v) the acquisition by assignment of loan receivables related to such funds or the Guarantee, etc. of Liabilities related to such funds or (vi) the acquisition of the Public/Corporate Bonds, etc. issued in order to procure such funds by certain measures, such as acquisition through subscription;
- (4-2) When international organizations, such as the International Monetary Fund, loan long-term funds necessary for the business which is required for the overseas recovery or development, such as a business concerning the recovery from damage caused by wars, to foreign Juridical Persons, etc., such as Foreign Governments, etc. which

are engaged in such business, the provision of Guarantee, etc. of Liabilities related to such funds (limited to those conducted to prevent disruptions to international financial order or to take appropriate measures with respect to damages caused by such disruption);

- (5) When it is found remarkably difficult for a foreign government or foreign resident to conduct overseas transactions, such as import by reason of the international balance of payments of the foreign country concerned, and it is found urgently necessary, the loan to the governments, governmental agencies or banks of the foreign country concerned, of the short-term funds (meaning the funds required necessary to be provided for one (1) year or less than one (1) year; the same shall apply hereinafter) necessary to facilitate overseas transactions, such as import, until the International Monetary Fund, etc. (meaning international organizations, such as the International Monetary Fund, or governments, governmental agencies or banks of more than two (2) countries other than that foreign country concerned; the same shall apply hereinafter) provides funds to assist the development of the economy of the foreign country concerned (hereinafter referred to as the “Funds for Economic Assistance”);
- (6) The provision of contributions to persons listed below who are carrying on business outside Japan of the funds required for their business (limited to funds necessary for business newly carried outside Japan, with respect to those listed in b. below), or the provision of contributions to those Juridical Persons, etc. of Japan whose sole purpose is to make overseas investments and who make contributions to those carrying on business outside Japan of funds required for their business;
 - a. foreign Juridical Persons, etc.; and
 - b. New Enterprises, etc. of Japan or Small and Medium Enterprises, etc. (meaning the Small and Medium Enterprises or medium enterprises specified by the Minister of Finance; hereinafter the same shall apply) of Japan.
- (7) The carrying out of the necessary studies related to the operations listed in each of the preceding Items;
- (8) The provision of information to the users of operations provided by JBIC that pertains to such operations; and
- (9) Any other operations incidental to those listed in each of the preceding Items (excluding those listed in Item (7)).

Article 12:

1. Among the operations listed in Item (1) of the preceding Article, those which are related to the Export of Equipment, etc. destined for any area other than developing overseas areas (hereinafter referred to as the “Developing Areas”) may be conducted only in the cases listed below:
 - (1) when necessary countermeasures are taken in accordance with multilateral arrangements in the case where the Foreign Governments, etc., in which exporters conduct the export destined for the said area, grant credit, underwrite insurance or provide an interest (including those prescribed by the Ordinance of the Ministry of Finance as having an economic nature similar to an interest; the same shall apply hereinafter in Paragraph 2 of Article 16) support with more favorable conditions than usual in order to promote the export from such foreign countries; or
 - (2) when it is prescribed by a Cabinet Order as being a case recognized especially necessary in order to promote the policies of the Government concerning the maintenance

or improvement of the international competitiveness of Japanese industries.

2. Among the operations listed in Item (1) of the preceding Article, those relating to the funds provided to the Juridical Persons, etc. of Japan may be conducted only in the cases listed below:
 - (1) where Banks, etc. provide Foreign Juridical Persons, etc. with the loan of funds with respect to the Export of Equipment, etc. necessary for the business with respect to the development of infrastructure and other foundation for socioeconomic activities overseas, and JBIC provides the loan of necessary funds for such loan to the Banks, etc.; or
 - (2) where the execution of the export by the Juridical Persons, etc. of Japan has become remarkably difficult due to disruptions to international financial order and the Minister of Finance determines that the exceptions of operations of JBIC are necessary in order to deal therewith.
3. Among the operations listed in Item (2) of the preceding Article, other than those conducted in order to promote overseas development and securement of resources important for Japan, only those relating to the funds listed below that are the Guarantee, etc. of Liabilities may be conducted:
 - (1) funds necessary to import the products, such as aircraft, specified by the Minister of Finance, with respect to which the products made in Japan are not sufficient to replace and the import to Japan is essential; or
 - (2) funds necessary to introduce such technologies specified by the Minister of Finance, with respect to which the technologies of Japan are not sufficient to replace and the introduction to Japan is essential.
4. Among the operations listed in Item (3) of the preceding Article, those relating to the short-term loans may be conducted only in the case where JBIC has agreed to make loan of funds (excluding short-term funds) set forth in the same Item for the execution of business conducted by the Juridical Persons, etc. of Japan and the Foreign Juridical Persons, etc. Invested in and such loan of funds is recognized especially necessary in order to execute such business.
5. Among the operations listed in Item (3) of the preceding Article, the loan of funds necessary for the overseas business to be conducted by the Juridical Persons, etc. of Japan, other than those listed in Item (2) of the following Paragraph, may be conducted only if such loan is provided directly to such Juridical Persons, etc.
6. Among the operations listed in Item (3) of the preceding Article (excluding those conducted in order to promote overseas development and securement of resources important for Japan), loans to the Juridical Persons, etc. of Japan, other than the loans to the Small and Medium Enterprises, etc. may be conducted only in the cases listed below.
 - (1) When the Juridical Persons, etc. of Japan begin or expand overseas business, or improve the efficiency thereof by contributing to the foreign juridical persons or accepting the assignment of all or part of the business of the foreign juridical persons (hereinafter referred to as “Contributions, etc.” in this Item), in the case where the loan of funds necessary for such Contributions, etc. is provided (only when it is prescribed by a Cabinet Order as being a case recognized especially necessary in order to promote the policies of the Government concerning the maintenance or improvement of the international competitiveness of Japanese industries).
 - (2) When the Banks, etc. provide the loan of funds listed below, in the case where the loan of funds necessary for such loan by such Banks, etc. is provided to such Banks, etc.:

- a. loan of funds set forth in Item (3) of the preceding Article to the Small and Medium Enterprises, etc. or the Foreign Juridical Persons, etc. Invested in related to the contribution of the Small and Medium Enterprises, etc.;
 - b. loan of funds set forth in the preceding Item to the Juridical Persons, etc. of Japan (limited to those prescribed by the Cabinet Order set forth in the same Item); or
 - c. loan of funds set forth in Item (3) of the preceding Article to the Juridical Persons, etc. of Japan, Foreign Governments, etc., or Foreign Juridical Persons, etc. Invested in (limited to those related to the business with respect to the development of infrastructure and other foundation for socioeconomic activities overseas).
- (3) When the loan of necessary funds is provided to the Juridical Persons, etc. of Japan for such Juridical Persons, etc. to conduct a business of leasing equipment made in Japan to overseas market (limited to those prescribed by a Cabinet Order as being a case recognized especially necessary in order to promote the policies of the Government concerning the maintenance or improvement of the international competitiveness of Japanese industries).
 - (4) When the Juridical Persons, etc. of Japan provides the Foreign Juridical Persons, etc. Invested in in which such Juridical Persons, etc. directly or indirectly invests with the funds required for the following businesses conducted by such Foreign Juridical Persons, etc. Invested in, in the case where the loan of funds necessary for such provision of funds by such Juridical Persons, etc. is provided to such Juridical Persons, etc.:
 - a. business concerning the development (including production), transportation or procurement of goods, such as raw materials which are essential for Juridical Persons, etc. of Japan or Foreign Juridical Persons, etc. Invested in to make products;
 - b. business concerning the development of the technologies which is essential for Juridical Persons, etc. of Japan or Foreign Juridical Persons, etc. Invested in to make products; and
 - c. business concerning the processing or assembly, or transportation or sales of the products which Juridical Persons, etc. of Japan or Foreign Juridical Persons, etc. Invested in make.
 - (5) When the execution of overseas business of the Juridical Persons, etc. of Japan has become remarkably difficult due to disruptions to international financial order, in the case where the Minister of Finance determines that the exceptions of operations of JBIC are necessary in order to deal therewith.
7. Among the operations listed in Item (3) of the preceding Article (excluding those conducted in order to promote overseas development and securement of resources important for Japan), with respect to the business in any area other than the Developing Areas may be conducted only when it is prescribed by a Cabinet Order as being a case recognized especially necessary in order to promote the policies of the Government concerning the maintenance or improvement of the international competitiveness of Japanese industries.
 8. The loan to the governments, governmental agencies or banks of foreign countries listed in Item (5) of the preceding Article may be conducted by obtaining the authorization of the Minister of Finance only when the provision of the Funds for Economic Assistance from the International Monetary Fund, etc. is expected to be certain and only in the cases listed below:
 - (1) where, by appropriating all or part of the Funds for Economic Assistance from the International Monetary Fund, etc. (excluding JBIC) for the redemption of the funds related to the loan, the redemption is expected to be secured; or
 - (2) where adequate underlying assets are secured for the loan.
 9. Among the operations listed in Items (1) through (4) of the preceding Article, the Guarantee, etc. of Liabilities related to the liabilities of any person other than the Juridical Persons, etc. of Japan (excluding those related to the Public/Corporate Bonds, etc.) may be provided only in the cases listed below:
 - (1) When the Banks, etc., Foreign Financial Institutions, etc. or Foreign Governments, etc. provide the loan of such funds set forth in Items (1) through (4) of the preceding Article, in the case where the Guarantee, etc. of Liabilities related to such loan is provided (including the case in which the loan receivables related to such loan are assigned to the persons specified by the Minister of Finance);
 - (2) In the case where the Guarantee, etc. of Liabilities related to the Guarantee, etc. of Liabilities set forth in Items (1) and (3) of the preceding Article is provided;
 - (3) When, among the Guarantee, etc. of Liabilities related to the funds set forth in Item (3) of the preceding Article, the Juridical Persons, etc. of Japan or the Foreign Juridical Persons, etc. Invested in assign the monetary claims related to the overseas business to be conducted by the Juridical Persons, etc. of Japan or the Foreign Juridical Persons, etc. Invested in to the Banks, etc. or Foreign Financial Institutions, etc. and use the proceeds from the assignment for such business, in the case where the Guarantee, etc. of Liabilities related to such monetary claims is provided; or
 - (4) When the Banks, etc. or Foreign Financial Institutions, etc. provide the loan of funds set forth in Item (3) of the preceding Article in foreign currency, in the case where the Guarantee, etc. of Liabilities related to swap transactions (transactions listed in Item 5 of Paragraph 22 of Article 2 of the Financial Instruments and Exchange Act (Act No. 25 of 1948)) related to such funds conducted by such Banks, etc. or Foreign Financial Institutions, etc., is provided.
 10. Among the operations listed in Items (1) through (4) of the preceding Article, the Guarantee, etc. of Liabilities (limited to those related to the Public/Corporate Bonds, etc.) and the acquisition of the Public/Corporate Bonds, etc. may be conducted only in the cases listed below (with respect to the operations listed in Items (1) through (3) of the same Article, the cases listed in Items (2) through (8) below shall apply):
 - (1) where part of the Public/Corporate Bonds, etc. (limited to those with a redemption period of more than one (1) year; the same shall apply in the following Item and Item (3) below) that were issued by the Foreign Financial Institutions, etc., the Foreign Governments, etc. or international organizations, such as the International Monetary Fund, are acquired;
 - (2) where the Public/Corporate Bonds, etc. are acquired and then such Public/Corporate Bonds, etc. are assigned to the Specific Purpose Company, etc. within the period specified by the Minister of Finance or where the Specific Trust is established, the Public/Corporate Bonds, etc. are entrusted to the Trust Company, etc. as assets of such Specific Trust, and then all or part of beneficial interests in such Specific Trust is assigned;
 - (3) where the Public/Corporate Bonds, etc. to be issued by the

- Specific Purpose Company, etc. or the Trust Company, etc. which are secured by loan receivables or the Public/Corporate Bonds, etc. are acquired;
- (4) where the Guarantee, etc. of Liabilities relating to the Public/Corporate Bonds, etc. to be issued by the Foreign Juridical Persons, etc. Invested in, the Foreign Financial Institutions, etc., the Foreign Governments, etc. or international organizations, such as the International Monetary Fund, is provided;
 - (5) where the Guarantee, etc. of Liabilities related to such loan receivables, Public/Corporate Bonds, etc. or the monetary claims, which constitute such underlying assets, or the Public/Corporate Bonds, etc. to be issued by the Specific Purpose Company, etc. or the Trust Company, etc. is provided (excluding the Guarantee, etc. of Liabilities related to the Public/Corporate Bonds, etc. to be issued by the Banks, etc.) when the Specific Purpose Company, etc. or the Trust Company, etc. issues the Public/Corporate Bonds, etc. which are secured by loan receivables, the Public/Corporate Bonds, etc. or the monetary claims set forth in Item (3) of the preceding Paragraph;
 - (6) where the Guarantee, etc. of Liabilities related to the borrowing of funds by the Specific Purpose Company, etc. for the purpose of acquiring by assignment, or acquiring, such loan receivables or Public/Corporate Bonds, etc., which constitute such underlying assets, is provided when the Specific Purpose Company, etc. issues the Public/Corporate Bonds, etc., which are secured by loan receivables or the Public/Corporate Bonds, etc.;
 - (7) where corporate bonds, any equivalent bond certificates or beneficial interests in trust (limited to those with a redemption period of more than one (1) year; the same shall apply in the following Item) that were issued by Juridical Persons, etc. in order to procure the funds necessary for the business with respect to the development of infrastructure and other foundation for socioeconomic activities overseas, are acquired; or
 - (8) where corporate bonds, any equivalent bond certificates or beneficial interests in trust that were issued by New Enterprises, etc. or Small and Medium Enterprises, etc. of Japan in order to procure the funds necessary for the business outside Japan, are acquired.
11. Among the operations listed in Items (1) through (4) of the preceding Article, those listed below shall be conducted only when the loan thereof or the loan related to the loan receivables to be assigned is the Co-financing; provided, however, that this shall not apply, with respect to the operations listed in Item (1) below, in the case where it is recognized that it is remarkably difficult for the Banks, etc. to provide a loan of funds together with JBIC and the loan from JBIC is urgently necessary to attain the purpose of such loan, or if the case falls under any of the cases listed in Item (1) of Paragraph 2 or Item (2) of Paragraph 6 hereof, with respect to the operations listed in Item (2) below, in the case where the loan receivables to the Foreign Juridical Persons, etc. Invested in with a redemption period of more than one (1) year are acquired by assignment within the period specified by the Minister of Finance for the purpose of assigning the same to the Specific Purpose Company, etc. or for the purpose of establishing the Specific Trust, with respect to the same, in the Trust Company, etc. and assigning all or part of the beneficial interest in such Specific Trust:
- (1) loan of funds pursuant to the provisions of Items (1) through (3) of the preceding Article made to the Juridical Persons, etc. of Japan; or
 - (2) acquisition by assignment of the loan receivables pursuant to the provisions of Items (1) through (4) of the preceding Article.
12. The operations listed in Item (7) of the preceding Article may be conducted only if they are the minimum necessary to promote the performance of the operations listed in Items (1) through (6) of the same Article smoothly and effectively.

Article 13: Practice of the Operation

1. The loan of funds, the acquisition by assignment of loan receivables, the acquisition of the Corporate/Public Bonds, etc., the Guarantee, etc. of Liabilities or the provision of contributions pursuant to the provisions of Items (1) through (6) of Article 11 hereof may be conducted only in the cases listed below:
 - (1) when the repayment of the funds so loaned, the collection of loan receivables so acquired, the redemption of Corporate/Public Bonds, etc. so acquired, the performance of the liabilities so guaranteed, etc. or the realization of profits that enable the payment of dividends resulting from business so contributed is recognized as being certain; or
 - (2) when the conditions, such as the interest rates (including those prescribed by the Ordinance of the Ministry of Finance as having an economic nature similar to interest rates; the same shall apply hereinafter in the following Paragraph) of loans (including those prescribed by the Ordinance of the Ministry of Finance as having an economic nature similar to a loan; the same shall apply hereinafter in the following Paragraph and Paragraph 2 of Article 16) and yield on loan receivables related to such loan (excluding loan of funds pursuant to the provisions of Items (2) and (5) of Article 11, and limited to those related to the overseas businesses listed below), such acquisition by assignment (excluding acquisition by assignment of loan receivables pursuant to the provisions of Item (2) of the same Article, and limited to those related to the overseas businesses listed below), such acquisition (excluding the acquisition of the Public/Corporate Bonds, etc. pursuant to the provisions of the same Item, and limited to those related to the overseas businesses listed below or the acquisition of corporate bonds, any equivalent bond certificates or beneficial interests in trust that were issued by New Enterprises, etc.), such Guarantee, etc. of Liabilities (excluding Guarantee, etc. of Liabilities pursuant to the provisions of the same Item and Item (4-2) of the same Article, and limited to those related to the overseas businesses listed below) or such contribution (limited to those related to the overseas businesses listed below or those made to New Enterprises, etc.), are recognized as being appropriate, in light of the risks, etc. of such loans, such assigned loan receivables and other assets becoming irrecoverable (excluding the cases listed in the preceding Item).
 - a. business related to the development of infrastructure and other foundation for socioeconomic activities;
 - b. business related to the development of resources; and
 - c. business which utilizes innovative information and communications technologies and other businesses which utilize innovative technologies or methods of implementing its business (meaning the methods of producing or selling goods or providing services), and such utilization enables the upgrading of the business or the enhanced convenience of users.
2. The conditions, such as the interest rates of loans and yield on assigned loan receivables related to the operations listed in Items (1) through (6) of Article 11, shall be determined in

light of usual conditions for transactions by the Banks, etc. or the trends of financial markets, so that revenue of each of the accounts of the respective operations listed in each of the Items of Article 26-2 will be sufficient to cover the expenses therefor.

Article 13-2: Special Operations Guidelines

1. The Minister of Finance shall prescribe and make public the guidelines (hereinafter referred to as the “Special Operations Guidelines” in the following Paragraph and Paragraph 1 of the following Article) that JBIC shall follow upon conducting the operations listed below (hereinafter referred to as the “Special Operations”):
 - (1) Operations listed in Items (1), (3), (4) and (6) of Article 11 that are conducted in the cases listed in Item (2), Paragraph 1 of the preceding Article;
 - (2) Operations listed in Item (7) of Article 11 related to the operations listed in the preceding Item;
 - (3) Operations listed in Item (8) of Article 11 related to the operations listed in the preceding two (2) Items; or
 - (4) Operations listed in Item (9) of Article 11 related to the operations listed in the preceding three (3) Items (excluding operations listed in Item (2)).
2. The Special Operations Guidelines shall set forth the following matters:
 - (1) Standards to follow upon conducting the loan of funds, the acquisition by assignment of loan receivables, acquisition of the Public/Corporate Bonds, etc., the Guarantee, etc. of Liabilities or conducting the contributions related to the Special Operations;
 - (2) Matters regarding appropriate financial management of the Special Operations;
 - (3) Matters regarding supplement of financial transactions implemented by ordinary financial institutions in respect of the Special Operations;
 - (4) Matters regarding the system for conducting evaluation and monitoring with respect to the status of the implementation of the Special Operations;
 - (5) Matters regarding reports to the Minister of Finance with respect to the status of the implementation of the Special Operations; and
 - (6) Other matters necessary to ensure appropriate implementation of the Special Operations.

Article 13-3: Basic Policy concerning the Special Operations

1. JBIC shall set forth a basic policy concerning the Special Operations (hereinafter referred to as the “Special Operations Basic Policy” in the following Paragraph) with respect to the implementation of matters regarding the Special Operations as prescribed by the Ordinance of the Ministry of Finance, pursuant to the Special Operations Guidelines, and obtain the authorization of the Minister of Finance. The same shall apply if JBIC intends to make any changes thereto.
2. When the Minister of Finance determines that the Special Operations Basic Policy, approved pursuant to the provisions of the preceding Paragraph, has become inappropriate for JBIC to conduct the Special Operations appropriately, the Minister of Finance may order JBIC to change it.

Article 15: Business Year

The business year of JBIC shall begin on April 1 of each year and end on March 31 of the following year.

Article 16: Budget

1. JBIC shall prepare the budget for revenues and expenditures and submit it to the Minister of Finance for each business year.

2. The revenues set forth in the preceding Paragraph mean interest on loans (including those prescribed by the Ordinance of the Ministry of Finance as having an economic nature similar to an interest), interest on the Corporate/Public Bonds, etc., dividends on contributions, debt guarantee fees and other incomes related to asset management and miscellaneous incidental income, and the expenditures set forth in the same Paragraph mean expense of operations, business entrustment fees, interest on borrowings (including those prescribed by the Ordinance of the Ministry of Finance as having an economic nature similar to a borrowing; the same shall apply hereinafter in Paragraphs 1 and 3 of Article 33), interest on bonds and notes and incidental expenses.
3. Upon receipt of the budget submitted pursuant to the provisions of Paragraph 1 above, the Minister of Finance shall examine such budget and make any necessary adjustments thereto, and obtain the Cabinet’s decision thereon.
4. After the Cabinet’s decision is made pursuant to the provisions of the preceding Paragraph, the Cabinet shall submit such budget to the Diet together with the national budget.
5. The form and content of the budget and procedures for the preparation and submission thereof shall be specified by the Minister of Finance.

Article 26: Submission of Financial Statements

1. JBIC shall prepare the list of assets every business year.
2. JBIC shall, within three (3) months after the end of every business year, submit to the Minister of Finance the balance sheets, statements of operations and list of assets (hereinafter referred to as the “Balance Sheets, etc.”) and business report (including the Electro-Magnetic Record (which means the record specified by the Minister of Finance as a record which is produced by electronic, magnetic, or any other means unrecognizable by human perception and which is used for data-processing by a computer; the same shall apply hereinafter) which has recorded the matters to be described in such Balance Sheets, etc. and its business report) for each business year.

Article 26-2: Separate Accounting

JBIC shall separate the accounting for each category of operations listed below and allocate it by establishing the respective accounts for each category:

- (1) Operations other than the Special Operations (referred to in Article 33 as “Ordinary Operations”); and
- (2) Special Operations.

Article 26-3: Mutatis Mutandis Application of the Companies Act, etc. in respect of Separate Accounting

1. The provisions of Article 295, 337, 374, 396, Articles 431 through 443, and Articles 446 and 447 of the Companies Act shall apply *mutatis mutandis* to the separate accounting implemented by JBIC pursuant to the provisions of the preceding Paragraph. In such case, the term, “of a Stock Company”, referenced in Article 446 of the same Act, shall be deemed to be replaced with “that belongs to the account established under the provision of Article 26-2 of Japan Bank for International Cooperation Act (Act No. 39 of 2011)”; the term, “the amounts listed in item (v) through (vii) from the sum”, also referenced therein, shall be deemed to be replaced with “the amounts listed in item (v) through (vii), which is recorded in the account to which the said surplus belongs to, from the sum which is recorded in the account to which the said surplus belongs to”; and the term, “stated capital”, referenced in Paragraphs 1 and 2 of Article 447 of the same Act, shall be deemed to be replaced with “stated capital

belonging to the account established pursuant to the provision of Article 26-2 of Japan Bank for International Cooperation Act”; the term, “reserves”, referenced in Item 2 of Paragraph 1 of the same Article, shall be deemed to be replaced with “reserves belonging to the account established pursuant to the provision of the same Article”; and the term, “and the reserves”, also referenced therein, shall be deemed to be replaced with “and such reserves”; the term “the stated capital”, referenced in Paragraph 3 of the same Article, shall be deemed to be replaced with “the stated capital belonging to the account established pursuant to the provision of Article 26-2 of Japan Bank for International Cooperation Act”; and the term, “the stated capital”, also referenced therein, shall be deemed to be replaced with “the stated capital belonging to the account established pursuant to the provision of the same Article”; and any other necessary technical replacement of terms shall be specified by a Cabinet Order.

2. The provisions of Article 448, 449, and Paragraphs 1 (limited to the portions related to Item 5 thereof) and 2 (limited to the portions related to Item 5 thereof) of Article 828 of the Companies Act shall apply *mutatis mutandis* to the accounting practices implemented by JBIC by separating it pursuant to the provisions of the preceding Article, except for the case where any surplus is accumulated as a reserve under the provisions of Paragraph 1 of Article 31 hereof and the case where such reserve is drawn down pursuant to the provision of Paragraph 2 of Article 31 hereof. In this case, the term “the reserves”, referenced in Paragraphs 1 and 2 of Article 448 of the same Act, shall be deemed to be replaced with “the reserves belonging to the account established pursuant to the provision of Article 26-2 of Japan Bank for International Cooperation Act”; the term “the stated capital”, referenced in Item 2 of Paragraph 1 of the same Article shall be deemed to be replaced with “the stated capital that shall belong to the account established pursuant to the provision of the same Article”; the term, “and the stated capital”, also referenced therein, shall be deemed to be replaced with “and such stated capital”; the term, “the reserves”, referenced in Paragraph 3 of the same Article, shall be deemed to be replaced with “the reserves belonging to the account established pursuant to the provision of Article 26-2 of Japan Bank for International Cooperation Act”; and the term, “the reserves”, also referenced therein in the same Paragraph, shall be deemed to be replaced with “the reserves belonging to the account established pursuant to the provision of the same Article”; and any other necessary technical replacement of terms shall be specified by a Cabinet Order.
3. In the case where JBIC increases or reduces the amount of its stated capital belonging to the account established pursuant to the provisions of the preceding Article, an amount of JBIC’s stated capital shall be the sum of the amounts of stated capital belonging to all the accounts of JBIC after the implementation of such increase or reduction; and in the case where JBIC increases or reduces the amount of its reserves belonging to the account established pursuant to the provision of the same Article, the amount of JBIC’s reserves shall be the sum of the amounts of the reserves belonging to all the accounts of JBIC after the implementation of such increase or reduction. In this case, the provisions of Articles 447 through 449, and Paragraphs 1 (limited to the portions related to Item 5) and 2 (limited to the portions related to Item 5) of Article 828 of the Companies Act shall not apply.

Article 27: Preparation and Submission of Report on Settlement of Accounts

1. After submitting the Balance Sheets, etc. pursuant to the provisions of Paragraph 2 of Article 26, JBIC shall, every

business year, prepare a report on the settlement of accounts for the relevant business year (including the Electro-Magnetic Record which has recorded the matters to be described in such report on the settlement of accounts; the same shall apply hereinafter) and submit it to the Minister of Finance, without delay, by attaching the opinion of the Auditor(s), Audit and Supervisory Committee or Audit Committee concerning such report on the settlement of accounts, together with such submitted Balance Sheets, etc.

2. Upon receiving the report on the settlement of accounts pursuant to the provisions of the preceding Paragraph, the Minister of Finance shall send it to the Cabinet, together with the Balance Sheets, etc. referenced in the same Paragraph.
3. Upon making the submission pursuant to the provisions of Paragraph 1 of this Article, JBIC shall, without delay, keep the report on the settlement of accounts and the document stating the opinion of the Auditor (s), Audit and Supervisory Committee or Audit Committee at its head office and branch offices and make them available for public inspection during the period prescribed by the Ordinance of the Ministry of Finance.
4. The form and content of the report on the settlement of accounts shall be specified by the Minister of Finance.

Article 28: Sending of Report on Settlement of Accounts to Board of Audit of Japan

Upon receiving JBIC’s report on the settlement of accounts pursuant to the provisions of Paragraph 2 of the preceding Article, the Cabinet shall send it, together with the Balance Sheets, etc. set forth in Paragraph 1 of the same Article, to the Board of Audit of Japan no later than November 30 of the following business year.

Article 29: Submission of Report on Settlement of Accounts to Diet

The Cabinet shall submit JBIC’s report on the settlement of accounts for which the Board of Audit of Japan has finished its inspection, to the Diet, by attaching the Balance Sheets, etc. set forth in Paragraph 1 of Article 27 hereof, together with the settlement of accounts for national revenues and expenditures.

Article 31: Payment to National Treasury

1. In each of the accounts related to the operations listed in each Item of Article 26-2, in the event that the amount of the surplus recorded in the settlement of accounts for each business year exceeds zero, JBIC shall accumulate, as a reserve, the amount calculated in accordance with the standards prescribed by a Cabinet Order, among such surplus, until it reaches the amount prescribed by the Cabinet Order, and if there is still a surplus, JBIC shall pay the amount of such surplus into the National Treasury within three (3) months after the end of such business year.
2. In the event that the amount of the surplus recorded in the settlement of accounts for each business year falls below zero in the respective accounts set forth in the preceding Paragraph, JBIC shall allocate such surplus by drawing down the reserve set forth in the same Paragraph until the amount of such surplus becomes zero.
3. The procedures for the payment into the National Treasury pursuant to the provisions of Paragraph 1 of this Article, the account into which such payment is to be made and other necessary matters concerning the payment to the National Treasury shall be prescribed by a Cabinet Order.
4. The reserves set forth in Paragraph 1 shall be allocated for each category of the accounts related to the operations listed in each Item of Article 26-2.
5. JBIC shall not be allowed to make any appropriation of its

surplus, such as dividend of its surplus, nor any appropriation of its surplus belonging to the accounts related to the operations listed in each Item of Article 26-2, such as dividends of such surplus, unless such disposition is made pursuant to the provisions of Paragraphs 1 and 2 of this Article.

Article 32: Provision of Loans by Government

The Government may provide monetary loans to JBIC.

Article 33: Borrowings and Corporate Bonds

1. Borrowing of funds (including those prescribed by the Ordinance of the Ministry of Finance as having an economic nature similar to a borrowing; the same shall apply hereinafter in this Article, Paragraph 1 of Article 35 and Item 5 of Article 46) made in order to meet JBIC's fund requirements for the performance of its operations shall be limited to the borrowings of short-term loans (including those prescribed by the Ordinance of the Ministry of Finance as having an economic nature similar to short-term loans; the same shall apply hereinafter in the following Paragraph and Paragraph 6), or long-term loans in foreign currency (meaning a borrowing of an amount in foreign currency with a repayment period of more than one (1) year; the same shall apply hereinafter in this Article and Paragraph 1 of Article 35), from financial institutions, such as banks, or the borrowings related to the monetary loans obtained from the Government pursuant to the provisions of the preceding Article.
2. The short-term loans (excluding those in foreign currency) set forth in the preceding Paragraph shall be repaid during the business year in which these borrowings are made; provided, however, that in cases where repayment cannot be made due to shortage of funds, JBIC may reborrow (including those prescribed by the Ordinance of the Ministry of Finance as having an economic nature similar to an act of reborrowing; the same shall apply hereinafter in the following Paragraph and Paragraph 7) only the amount which cannot be so repaid, with the authorization of the Minister of Finance.
3. Loans reborrowed pursuant to the proviso of the preceding Paragraph shall be repaid within one (1) year.
4. Pursuant to the provisions of a Cabinet Order, JBIC shall, every business year, prepare a basic policy concerning the issuance of corporate bonds and the borrowing of long-term loans in foreign currency made in order to meet fund requirements for the performance of its operations and obtain the authorization of the Minister of Finance. When JBIC intends to make any change to the policy, the same shall apply.
5. When JBIC has issued corporate bonds or borrowed the long-term loans in foreign currency pursuant to the provisions of preceding Paragraph, it shall, without delay, make a notification of such fact to the Minister of Finance pursuant to the provisions prescribed by a Cabinet Order; provided, however, that this shall not apply if JBIC issues the certificates of corporate bonds, as prescribed by a Cabinet Order, in order to deliver to anyone who has lost such certificates of corporate bonds and, as a result of the issuance of such certificates of corporate bonds, JBIC assumes new liabilities.
6. The total amount of (i) the outstanding amounts of the short-term loans, the long-term loans in foreign currency and the borrowings related to the monetary loans obtained from the Government as set forth in Paragraph 1 of this Article that are made in order to meet JBIC's fund requirements for the performance of its Ordinary Operations, and (ii) the outstanding amount of liabilities relating to the principal amount of corporate bonds set forth in Paragraph 4 of this Article that are issued in order to meet JBIC's fund requirements for the performance of its Ordinary Operations shall not exceed

the amount (hereinafter referred to as the "Limitation Amount Related to Ordinary Operations" in this Article) equivalent to ten (10) times the total amount of the capital and reserves belonging to the account related to the Ordinary Operations of JBIC (hereinafter referred to as the "Base Amount Related to Ordinary Operations" in this Article).

7. Notwithstanding the provisions of the preceding Paragraph, when the issuance of new bonds is necessary to reborrow the issued corporate bonds with respect to corporate bonds set forth in Paragraph 4 of this Article that were issued in order to meet JBIC's fund requirements for the performance of its Ordinary Operations, the corporate bonds may be issued in excess of the Limitation Amount Related to Ordinary Operations only within the period necessary to make such reborrowing.
8. Among the Ordinary Operations, the total amount of the outstanding amounts of (i) monetary loans, (ii) acquisition of the receivables related to assignment and the Corporate/Public Bonds, etc., (iii) liabilities relating to the Guarantee, etc. of Liabilities and (iv) contributions, all of which are made pursuant to the provisions of Items (1) through (6) of Article 11 hereof, shall not exceed the aggregate amount of the Base Amount Related to Ordinary Operations and the Limitation Amount Related to Ordinary Operations.
9. The provisions set forth in the preceding three (3) paragraphs shall apply *mutatis mutandis* to the Special Operations. In this case, the term, "Base Amount Related to Ordinary Operations", referenced in Paragraphs 6 and the preceding Paragraph, shall be deemed to be replaced with "Base Amount Related to Special Operations"; the term, "Limitation Amount Related to Ordinary Operations", referenced in the preceding three (3) paragraphs, shall be deemed to be replaced with "Limitation Amount Related to Special Operations"; and the term, "through (6)", referenced in the preceding Paragraph, shall be deemed to be replaced with "Item (3), (4) and (6)".
10. The monetary funds financed through the borrowing of funds or the issuance of the corporate bonds pursuant to the provisions of this Article shall, in accordance with the separate accounting set forth in Article 26-2 hereof, be allocated to the respective accounts relevant to the operations listed in each Item of the same Article.

Article 34: Statutory Lien

1. A holder of JBIC's corporate bonds shall, with respect to the property of JBIC, have the right to have his/her receivables satisfied in preference to other creditors.
2. The order of the statutory lien set forth in the preceding Paragraph shall be next to the general liens prescribed by the provisions of the Civil Code (Act No. 89 of 1896).

Article 35: Government Guarantee

1. Notwithstanding the provisions of Article 3 of the Act Concerning Restrictions on Financial Assistance by the Government to Corporations (Act No. 24 of 1946), the Government may execute a guarantee agreement with respect to the liabilities related to JBIC's corporate bonds (excluding the liabilities with respect to which the Government may execute a guarantee agreement under Paragraph 2 of Article 2 of the Act on Special Measures Pertaining to the Acceptance of Foreign Capital from the International Bank for Reconstruction and Development, etc. (Act No. 51 of 1953) (referred to as the "Foreign Capital Acceptance Act" in the following Paragraph and Paragraph 1 of Article 16 of the Supplementary Provisions)) or the liabilities related to the long-term loans in foreign currency, within the scope of the amount fixed by the budget.

2. Among the amount fixed by the budget set forth in the preceding Paragraph, the amount of liabilities related to the corporate bonds issued in a foreign country and denominated in Japanese currency may be fixed by adding up to the amount fixed by the budget as set forth in Paragraph 2 of Article 2 of the Foreign Capital Acceptance Act, when it is difficult to fix the said amount of liabilities separately from the said amount fixed by the budget set forth in the same paragraph of the Foreign Capital Acceptance Act.
3. The Government may, in addition to the provisions of Paragraph 1 of this Article, execute a guarantee agreement with respect to the liabilities related to the certificates of corporate bonds or coupons thereof, which are issued by JBIC, pursuant to the provisions prescribed by a Cabinet Order, in order to deliver to a person who has lost the certificates of corporate bonds or coupons thereof.

Article 36: Investment of Surplus Funds

JBIC shall not invest any surplus funds of its business except by means of:

- (1) Acquisition of national government bonds, local government bonds or government-guaranteed bonds (which mean the bonds for which the redemption of its principal and payment of interest thereon are guaranteed by the Government) and other securities designated by the Minister of Finance;
- (2) Deposit with the Fiscal Loan Fund;
- (3) Deposit with banks or other financial institutions designated by the Minister of Finance;
- (4) Holding of negotiable deposit certificates;
- (5) Money trust to the financial institutions engaging in trust business (which mean the financial institutions that have obtained the authorization set forth in Paragraph 1 of Article 1 of the Act on Provision, etc. of Trust Business by Financial Institutions);
- (6) Lending of call funds; or
- (7) Means prescribed in the Ordinance of the Ministry of Finance as the means equivalent to the means listed in each of the preceding Items.

Article 38: Supervision

1. The Minister of Finance shall supervise JBIC in accordance with the provisions of this Act.
2. With respect to the management or administration of JBIC, in the case where the Minister of Finance finds that there is a violation of laws and regulations or the Articles of Incorporation or any grossly unjust matter exists and in other cases where they find it necessary for the enforcement of this Act, the Minister of Finance may issue JBIC orders concerning its operations as are necessary for the supervision.

Article 39: Report and Inspection

1. If the Minister of Finance finds it necessary for the enforcement of this Act, the Minister of Finance may cause JBIC or the Juridical Person Delegated to submit reports or may cause its officials to enter the facilities of JBIC or of the Juridical Person Delegated, such as the offices to inspect the accounting books, documents and other necessary objects; provided, however, that, with respect to the Juridical Person Delegated, such action shall be limited to the scope of operations delegated to it by JBIC.
2. When an official of the Minister of Finance carries out an on-site inspection pursuant to the provisions of the preceding Paragraph, he/she shall carry with him/her identification certifying his/her status and present it to parties concerned.
3. The authority to carry out the on-site inspection pursuant to

the provisions of Paragraph 1 above shall not be construed to be that given for the investigation of a criminal offense.

Article 40: Delegation of Authority

1. The Minister of Finance may, as prescribed by a Cabinet Order, delegate part of the authority to carry out an on-site inspection pursuant to the provisions of Paragraph 1 of the preceding Article to the Prime Minister.
2. If the Prime Minister has carried out an on-site inspection pursuant to the provisions of Paragraph 1 of the preceding Article on the basis of the delegation pursuant to the provisions of the preceding Paragraph, he/she shall promptly submit a report of the results of the inspection to the Minister of Finance.
3. The Prime Minister shall delegate both the authority delegated pursuant to the provisions of Paragraph 1 above and the authority set forth in the provisions of the preceding Paragraph to the Commissioner of Financial Services Agency.
4. The Commissioner of Financial Services Agency may, as prescribed by a Cabinet Order, delegate all or part of the authority delegated pursuant to the provisions of the preceding Paragraph, to Director-General of the Local Finance Bureau or the Director-General of the Local Finance Branch Bureau.
5. Part of the authority of the Minister of Finance set forth in this Act (excluding that delegated to the Prime Minister pursuant to the provisions of Paragraph 1 above) may, as prescribed by a Cabinet Order, be delegated to the Director-General of the Local Finance Bureau or the Director-General of the Local Finance Branch Bureau.

Article 41: Articles of Incorporation

1. In the Articles of Incorporation of JBIC, in addition to the matters listed in each of the Items of Article 27 of the Companies Act, matters relating to the procedures and requirements for the appointment of a person to assume management responsibility from among the Representative Directors or Representative Executive Officers shall be described or recorded.
2. With respect to the matters related to the requirements for the appointment of a person to assume management responsibility set forth in the preceding Paragraph, the provisions that the requirements listed below be satisfied shall be incorporated:
 - (1) A person who has discernment and the capability recognized as necessary in light of the purposes set forth in Article 1 hereof and the operations set forth in Article 11 hereof shall be appointed; and
 - (2) Due consideration shall be required in order to avoid automatically appointing such persons who have held certain specific governmental positions.
3. The resolution for the amendment of the Articles of Incorporation of JBIC shall not take effect unless the authorization of the Minister of Finance is granted.

Article 42: Merger, Company Split, Share Exchange, Share Delivery, Assignment and Acceptance of Assignment of Business and Dissolution

Notwithstanding the provisions of Part II, Chapters VII and VIII and Part V, Chapters II, III, IV, Section I and IV-II of the Companies Act, the merger, company split, share exchange, share delivery, assignment and acceptance of assignment of all or part of business, to which JBIC becomes a party, and dissolution of JBIC shall be provided for separately by an Act.

Article 43: Exclusion from Application, etc. of Financial Instruments and Exchange Act

1. When JBIC performs the actions listed in each of the Items of Paragraph 8 of Article 2 of the Financial Instruments and Exchange Act pursuant to the provisions of Article 11, the

- provisions of Article 29 of the same Act shall not apply.
2. In the case set forth in the preceding Paragraph (excluding the case set forth in the following Paragraph and Paragraph 5), JBIC shall be deemed as the Financial Instruments Business Operator defined in Paragraph 9 of Article 2 of the Financial Instruments and Exchange Act, and the provisions of Chapter III, Section I, Subsection V and Section II (excluding Article 35, Article 35-2, Articles 36-2 through 36-4, Item (2) of Paragraph 1 of Article 37, Item (2) of Paragraph 1 of Article 37-3, Article 37-7 and Item (7) of Article 38) of the same Act and the provisions of Chapters VIII and VIII-II of the same Act relating to such provisions shall apply.
 3. When JBIC performs the actions listed in each of the Items of Paragraph 1 of Article 63 of the Financial Instruments and Exchange Act pursuant to the provisions of Article 11 hereof, the provisions of Paragraph 2 of the said Article 63 shall not apply.
 4. In the case set forth in the preceding Paragraph (excluding the case set forth in the following Paragraph), JBIC shall be deemed as the Financial Instruments Business Operator defined in Paragraph 9 of Article 2 of the Financial Instruments and Exchange Act, and the provisions of Chapter III, Section I, Subsection V, Paragraph 1 of Article 36, Article 37 (excluding Item (2) of Paragraph 1), Article 37-3 (excluding Item (2) of Paragraph 1), Article 37-4, Article 38 (limited to the portions related to Items (1), (2) and (9)), Article 39 (excluding Paragraphs 4 and 6), Article 40, Article 40-3, Article 40-3-2, Article 42, Article 42-2, Article 42-4, Article 42-7 and Article 45 of the same Act and the provisions of Chapters VIII and VIII-II of the same Act related to such provisions shall apply.
 5. When JBIC performs the actions listed in each of the Items of Paragraph 1 of Article 63-8 of the Financial Instruments and Exchange Act pursuant to the provisions of Article 11 hereof, the provisions of Paragraph 1 of Article 63-9 of the same Act shall not apply.
 6. In the case set forth in the preceding paragraph, JBIC shall be deemed as the Financial Instruments Business Operator defined in Paragraph 9 of Article 2 of the Financial Instruments and Exchange Act, and the provisions of Chapter III, Section I, Subsection V, Article 35-3, Paragraph 1 of Article 36, Article 37 (excluding Item (2) of Paragraph 1), Article 37-3 (excluding Item (2) of Paragraph 1), Article 37-4, Article 38 (limited to the portions related to Items (1), (2) and (9)), Article 39 (excluding Paragraphs 4 and 6), Article 40, Article 40-3, Article 40-3-2, Article 42, Article 42-2, Article 42-4, Article 42-7 and Article 45 of the same Act and the provisions of Chapter VIII and VIII-II of the same Act related to such provisions shall apply.

This English version of the Act has been prepared purely for information purpose, and should not be considered as an official translation of the Japan Bank for International Cooperation Act or any authorities of Japanese Government.

5. Basic Policy for the Internal Control System

Article 1. Ensuring Compliance with Laws, Regulations, and Articles of Incorporation in Performance of Duties by Directors and Employees

1. The Japan Bank for International Cooperation (“JBIC”) and its subsidiaries (both collectively called “JBIC Group”) shall establish a corporate philosophy, code of conduct, as well as the policy for compliance with laws and regulations and other internal rules for compliance, and notify directors and employees of those principles and rules, for the purpose of ensuring that directors and employees including temporary workers (this definition is applied throughout this document) perform their duties in compliance with laws, regulations, and the articles of incorporation (“Laws and Regulations”).
2. Directors and employees of the JBIC Group shall abide by the internal rules for compliance.
3. JBIC shall set up a department responsible for compliance and appoint a compliance officer in order to establish and reinforce a framework for compliance with Laws and Regulations within the JBIC Group.
4. JBIC shall establish a committee to deliberate important matters related to compliance within the JBIC Group and monitor the status of compliance with Laws and Regulations.
5. JBIC shall establish an effective internal anonymous reporting system and implement it in an appropriate manner so that important facts related to compliance within the JBIC Group can be detected earlier and necessary corrective measures can be taken.
6. The JBIC Group shall not have any connections whatsoever with antisocial forces. It shall adopt an uncompromising attitude, throughout its organization, toward antisocial forces, and decisively reject all improper demands from such forces.

Article 2. Retention and Management of Information concerning Performance of Duties by Directors

1. JBIC shall establish the information asset management regulations and other internal rules for retention and management of information in order that information concerning the performance of duties by directors, customer information and other information handled by JBIC can be appropriately retained and managed.
2. JBIC shall retain and manage the minutes of Board of Directors meetings and other documents relating to the performance of duties by directors, in accordance with laws, regulations, or internal rules for retention and management of information.
3. Directors and employees shall retain and manage information in an appropriate manner according to the internal rules for retention and management of information.

Article 3. Rules and Structures for Managing Risk of Loss

1. In recognition of the importance of risk management practices throughout its entire organization, JBIC and its subsidiaries shall individually control various risks in an appropriate manner by establishing the integrated risk management regulations and other internal rules for risk management, which stipulate the management of various risks that should be recognized in the course of business operations at the JBIC Group as well as the organizational structure that is needed for integrated risk management.
2. JBIC shall set up a department responsible for risk management and appoint a risk management officer. In addition, JBIC shall establish a committee to conduct deliberations and considerations on implementing effective risk management practices.
3. JBIC and its subsidiaries shall strive to create a crisis management structure in preparation for disasters and other crisis situations, by individually establishing the crisis

management regulations and other internal rules for crisis management.

4. In the case where normal business operations of the JBIC Group are disrupted or might be affected by crisis situations, JBIC shall set up an emergency response office as necessary, in accordance with the internal rules for crisis management, to restore operations in a prompt and efficient manner.

Article 4. Ensuring Efficient Execution of Directors’ Duties

1. The Board of Directors shall establish business plans and properly manage business of the JBIC Group.
2. JBIC shall establish the Executive Committee to which authority is delegated by the Board of Directors for approval of certain matters. In addition to making decisions on those specific matters by exercising the delegated authority, the Executive Committee shall deliberate matters requiring approval of the Board of Directors prior to Board of Directors meetings, in order to aid decision-making among the Board of Directors. Moreover, JBIC shall establish an advisory body to the Executive Committee or other various committees to which authority is delegated by the Executive Committee for approval of certain matters.
3. JBIC shall establish the internal rules for organizational structure stipulating the roles and responsibilities of the Board of Directors, for the purpose of efficiently executing matters approved by a Board of Directors meeting.
4. To expedite the decision-making process, JBIC shall introduce a function-based organization and an executive officer system in which authority is delegated by management for approval of specific matters in accordance with the organization rules, authority rules and other related internal rules.

Article 4 (2). Structures for Ensuring Proper Operations of JBIC Group’s Business

1. JBIC shall take appropriate measures for business management and operations in its subsidiaries, to ensure proper operations of JBIC Group’s business.
2. JBIC shall establish a structure where its subsidiaries report to JBIC, in a proper manner, the important matters that their Board of Directors execute.

Article 5. Internal Audit for Ensuring Proper Operations of JBIC’s Business

1. JBIC shall establish the internal audit regulations and other internal rules for internal audit to ensure the appropriateness and soundness of its operations.
2. JBIC shall set up the Internal Audit Committee to make decisions or deliberations on important matters related to internal audit for the JBIC Group.
3. JBIC shall set up the Internal Audit Department, separated from the departments subject to audit, to supervise the operations of internal audit.
4. The Internal Audit Department shall conduct an internal audit for JBIC and its subsidiaries as necessary, and report to the director responsible for internal audit on the results, pursuant to the internal rules for internal audit.
5. The Internal Audit Department shall periodically and as necessary, as well as upon request of a director or a corporate auditor of JBIC (“Corporate Auditor”), report the results of internal audits to the Board of Directors, other bodies or committees.
6. The Internal Audit Department shall strive to perform an internal audit in an efficient manner by collaborating and exchanging necessary information with Corporate Auditors and accounting auditors.

Article 6. Assignment of Employees who Assist Corporate Auditors in Performing Their Duties

1. JBIC shall set up the Office of Corporate Auditor and assign employees to assist Corporate Auditors in performing their duties.
2. Those employees shall perform their duties in accordance with the instructions from the Corporate Auditors.
3. When deemed necessary, the Corporate Auditors may assign employees other than those stipulated in the above paragraph 1, on a temporary basis, to assist in conducting audit work, by obtaining prior approval from the Governor.

Article 7. Securing Effectiveness of Instructions to Employees Assisting Audit Work and Independence of Instructions from the Director of Organization where They Concurrently Work

1. JBIC shall obtain prior approval of the full-time Corporate Auditor on the personnel evaluation and transfer of, and other personnel matters relating to employees who assist Corporate Auditors in auditing (“the auditor’s office staff”), before making decisions on those matters.
2. JBIC shall make the auditor’s office staff engaged in audit work only as per the instructions given by corporate auditors, to secure the effectiveness of their instructions to the auditor’s office staff. However, in the case where the auditor’s office staff need to concurrently work in another department/office, JBIC shall obtain prior approval of the full-time Corporate Auditor on their duties in another position, by clearly stating the following points in writing:
 - (1) There is a rational reason why the auditor’s office staff need to concurrently serve in another organization.
 - (2) In assisting with the duties of the Corporate Auditors, the auditor’s office staff shall follow the instructions from the Corporate Auditors and not the instructions from a director in an organization where the auditor’s office staff serve concurrently.
 - (3) The scope of duties of and instructions to the auditor’s office staff in the position other than the Office of Corporate Auditor shall be expressly limited.
 - (4) The auditor’s office staff shall not share, with others in another department/office where he/she concurrently serves, the information obtained from performing their duties at the Office of Corporate Auditor.
 - (5) The auditor’s office staff shall always give priority to the duties of assisting the Corporate Auditors ahead of the duties in another organization where the staff serve concurrently, to ensure the effectiveness of audits by the Corporate Auditors.
 - (6) When deemed necessary, the full-time Corporate Auditor may withdraw his/her approval of the auditor’s office staff’s duties in another position while working at the Office of Corporate Auditor.

Article 8. Internal Reporting by Directors and Employees to Corporate Auditors and Preventing Unfair Treatment of Individuals who Reported to Corporate Auditors

1. Directors and employees of the JBIC Group, as well as corporate auditors of JBIC’s subsidiaries shall, directly or indirectly, report the status of performance of their duties to the Corporate Auditors when required, in an accurate manner.
2. In the event that any fact that has the potential to inflict substantial harm upon the JBIC Group, or material facts of wrongdoing or violations of Laws and Regulations are detected, both directors and employees of the JBIC Group, as well as corporate auditors of JBIC’s subsidiaries shall, directly or indirectly, report the fact to the Corporate Auditors without any delay.
3. JBIC Group shall ensure that an individual who reports unlawful, improper conduct or activity pursuant to the preceding paragraph shall be protected from being treated unfairly as a result of reporting such information.

Article 9. Securing Effectiveness in Auditing by Corporate Auditors

1. The Corporate Auditors shall be allowed to request directors and employees of the JBIC Group, as well as the corporate auditors of JBIC’s subsidiaries, to report the status of performance of their duties, whenever they determine such reports are necessary to conduct audits in an effective manner. A director or employee of the JBIC Group as well as the corporate auditors of JBIC’s subsidiaries who receive such a request shall promptly submit a report to the Corporate Auditors.
2. The Corporate Auditors may express their opinions as necessary at the Board of Directors meetings, Executive Committee meetings and other important committee meetings. The Corporate Auditors shall also be allowed to review the minutes of those committee meetings and other related documents.
3. The Governor shall hold periodic meetings with the Corporate Auditors to exchange opinions.
4. The Corporate Auditors may request the cooperation of the Internal Audit Department and departments responsible for compliance matters.
5. The Corporate Auditors may seek advice on audits from lawyers and certified public accountants when they consider it necessary for conducting audits in an effective manner.

Article 10. Procedures for Advance Payment and Payment of Fees, and Treatment of Other Fees and Liabilities Incurred by Corporate Auditors in Executing Their Duties

In the case where Corporate Auditors seek advice from lawyers and/or certified public accountants regarding audits pursuant to the provision of the preceding article, JBIC shall pay fees, expenses and liabilities arising from the execution of their duties based on the advice received from those specialists.

6. Security Policy

Japan Bank for International Cooperation (hereinafter “JBIC”) adopts the following fundamental policy concerning the use and management of information assets and will properly handle, manage, protect, and maintain information assets to achieve information security that meets the highest standards so as to support its proper and efficient operations.

(1) Basic Principles

JBIC shall use and manage information assets in line with the basic principles set forth hereunder while complying with all applicable laws, regulations, and rules.

- A. Information assets shall be used appropriately and only for their intended purposes.
- B. Authority concerning the management of information assets shall be granted only after careful consideration of the nature of the work and necessity.
- C. When adopting and implementing information security measures, the following matters shall be taken into consideration, based on the nature of the work:
 - (a) Clarification of responsibilities and roles within implementation structures
 - (b) Timely and prompt implementation of necessary, sufficient, effective, and efficient measures

(2) Proper Management of Information Assets

Information assets refer to information and information systems. JBIC classifies them according to such factors as their degree of confidentiality, completeness, usability, and importance, and manages them appropriately in accordance with their classification.

(3) Information Asset Management Structures

JBIC shall establish a structure for ensuring the security of information assets.

(4) Protection of Personal Information

JBIC shall protect and manage personal information by establishing and making public our Privacy Policy and pursuant to the provisions of the Act on the Protection of Personal Information.

(5) Protection of Client Information

JBIC shall establish the basic policy for protecting its clients and increasing their convenience for the purpose of appropriate protection and management of information pertaining to them in accordance with this basic policy.

(6) Training on Information Asset Management

JBIC shall provide necessary training to all officers and employees who handle information assets to ensure that they understand requirements in the applicable laws and regulations, as well as in this policy and other applicable rules, and prevent the occurrence of information security problems.

(7) Outsourcing Work

In the event that JBIC engages persons other than its officers and employees to manage its information assets by outsourcing such work, it shall verify that information security is ensured and that appropriate measures have been taken in accordance with the content of the information assets.

(8) Responses to Incidents Concerning Information Assets

In the event of improper disclosure of personal or client information or other incidents causing a problem on information security, JBIC shall promptly take appropriate measures.

(9) Evaluation and Review

JBIC shall evaluate and review this policy, as necessary, to make flexible responses to changes in the external environment, such as the enactment, amendment, or repeal of applicable laws and regulations, as well as innovations in information security technology, and to changes in the internal environment, including organizational and operational changes and updates to JBIC’s information systems.

7. Outline of Conflict of Interest Management Policy

The Japan Bank for International Cooperation (“JBIC”) and its subsidiary financial institutions, etc. (collectively, the “JBIC Group”), in accordance with the Financial Instruments and Exchange Act, have established the Conflict of Interest Management Policy (the “Policy”) and will appropriately manage the transactions that may cause conflicts of interest in order to prevent the interests of our clients from being unjustly impaired. The summary of the Policy is hereby published as provided below.

1. Identification of Transactions That May Cause Conflicts of Interest

(1) Subject Transactions

“Transactions that may cause conflicts of interest”, which are subject to the Policy, mean such transactions conducted by the JBIC Group that may unjustly impair the interests of its clients (“Subject Transactions”) in the following situations: i) when the JBIC Group’s interests conflict or compete with the interests of its clients or ii) when the interests of multiple clients of the JBIC Group conflict or compete with each other.

(2) Scope of the Subject Clients

“Clients” who are subject to this Policy mean any client who is utilizing, had previously been utilizing, or may enter into business relations in relation to, the services provided by the JBIC Group in its “Financial Instruments Related Business”.

The “Financial Instruments Related Business” refers to the business specified in Article 70-3 of the Cabinet Office Order on Financial Instruments Business, etc.

2. Companies Requiring Conflict of Interest Management

As stated in 1 (1) above, the Subject Transactions are transactions conducted by the JBIC Group (i.e. JBIC and its subsidiary financial institutions, etc.). JBIC’s “subsidiary financial institutions, etc.” mean a subsidiary or affiliated company of JBIC which meets the definition of the term “Subsidiary Financial Institution, etc.” specified in Article 36, Paragraph 5 of the Financial Instruments and Exchange Act.

As of September 30, 2023, the companies listed below are the subsidiary financial institutions, etc. of JBIC.

- IFC Capitalization (Equity) Fund, L.P.
- National Industrial Corridor Development Corporation Limited
- JBIC IG Partners
- RJIF GP2 Limited
- Russian-Japan Investment Fund, L.P.
- JB Nordic General Partner S.à.r.l.
- JB Nordic Ventures Oy
- JB Nordic Fund I SCSp
- NordicNinja Fund II General Partner S.à.r.l.
- NordicNinja VC Limited
- IFC Capitalization (Subordinated Debt) Fund, L.P.
- ff Red & White General Partner S.à.r.l.
- ff Red & White Ventures sp. z.o.o.

3. Method of Managing Transactions That May Cause Conflicts of Interest

If the JBIC Group identifies any situations where conflicts of interest may arise in connection with transactions with its clients, the JBIC Group will take measures in accordance with the relevant situation, including, for example, the following methods:

- The method of separating the department conducting the Subject Transaction, from the department conducting the transaction with such client;
- The method of amending the conditions or method of the Subject Transaction or the transaction with such client;
- The method of discontinuing the Subject Transaction or the transaction with such client;
- The method of properly disclosing to such client the possibility that the interests of the client may be unjustly impaired in connection with the Subject Transaction; and/or
- Any other methods to properly manage the Subject Transaction.

4. Conflict of Interest Management System

The JBIC Group will centrally manage the group’s overall conflict of interest by establishing a department which will manage and control conflicts of interest. The JBIC Group will continue to establish and maintain proper internal systems and comply with laws and regulations and other rules concerning the management of conflicts of interest.

8. Privacy Policy / Privacy Notice

Japan Bank for International Cooperation (hereinafter “JBIC”) positions the trust of our clients as our first priority, deeply recognizes the importance of our clients’ personal information, and believes that it is our duty to our clients to properly manage and protect their personal information.

With a view to protecting our clients’ personal information, JBIC will conduct our operations in a manner whereby we observe the Act on the Protection of Personal Information (hereinafter “Act”) and so forth.

(1) Acquisition of Personal Information

JBIC will acquire our clients’ personal information through proper and lawful means. When we acquire personal information from our clients directly in writing, we will specify in advance the purposes for its use that are within the necessary scope of JBIC’s operations.

(2) Use of Personal Information

JBIC will specify the purposes for use in obtaining the necessary personal information of our clients as listed below, and will use it within the scope that is necessary to achieve such purposes. JBIC will not use personal information in a manner that is likely to promote or induce illegal or unjust acts:

- A. Loan, equity participation, and guarantee operations, and their related due diligence exercise and research (or their supplementary work)
- B. Execution of agreements with JBIC, and exercise of rights and performance of obligations under laws, etc.
- C. Confirmation of personal identity as per such laws as Foreign Exchange and Foreign Trade Act (Act No. 228, 1949)
- D. Invitation to events (such as seminars) organized by JBIC
- E. Delivery of various JBIC-related materials
- F. Issuance and collection of surveys and questionnaires, and statistical processing and analysis of such outcomes
- G. Operations necessary for responding to questions and inquiries, and for dealing with transactions including queries from JBIC, in a proper and smooth manner

(3) Provision of Personal Information to Third Parties

JBIC will not provide the personal information acquired from its clients to third parties except in the following cases. In the case where JBIC provides personal information to a third party in a foreign country, JBIC will, when obtaining consent from the client, provide the client with, in advance, the information specified in the Act:

- A. It is required by law.
- B. It is provided within the scope of the purposes for use as prescribed above.
- C. Consent is obtained from the clients.
- D. There are convincing reasons why executive agencies, independent administrative agencies, local municipal entities or local independent administrative agencies would use it to the necessary extent to carry out the law-stipulated operations.
- E. It is used for statistics compilation or academic research.
- F. It is clearly beneficial to the clients or there exist special reasons to provide personal information.

(4) Subcontract

JBIC may subcontract the handling of our clients’ personal information to conduct such operations more smoothly. In such cases, JBIC will attempt to select a trustworthy subcontractor, enter into a confidentiality agreement, adequately supervise the handling and administering of the personal information, and assure the protection of personal information.

(5) Personal Information Management (PIM)

- A. JBIC will attempt to keep our clients’ personal information correct and updated, and take prevention and safety measures against unauthorized access, leakage, loss, damage, and alteration of personal information.
- B. JBIC will constantly educate its employees about the protection and proper management of our clients’ personal information to thoroughly make sure of its proper handling in its daily operations.
- C. JBIC will audit and inspect whether the protection and management of personal information is undertaken properly.

(6) Disclosure, Correction, and Disuse

If a client wishes to make a request to disclose, correct or disuse the clients’ personal information held by JBIC, we will deal with such a request by following the procedure of disclosure etc. stipulated in the Act. Meanwhile, there are some cases when such disclosure etc. could be made out of the procedure of disclosure etc. stipulated in the Act, for which please contact our Head Office or Osaka Branch.

(7) Inquiries about Personal Information Management (PIM)

For inquiries or complaints about the clients’ personal information management (PIM) at JBIC, please contact our Head Office or Osaka Branch.

(8) Continuous Improvement

JBIC will continuously improve the clients’ personal information management (PIM) as necessary.

JBIC separately stipulates its basic policy on the safe management of Individual Numbers and Personal Information that includes Individual Numbers (hereinafter “Specific Personal Information”; Individual Number and Specific Personal Information shall hereinafter be collectively referred to as “Specific Personal Information, etc.”). “Personal information” as used in this Privacy Policy shall not include Specific Personal Information, and it is not contemplated that JBIC will obtain our clients’ Specific Personal Information, etc.

As a part of JBIC’s implementation of data protection laws in each country, JBIC provides our customers, vendors and suppliers with a privacy notice. Please refer to the link below for more details.

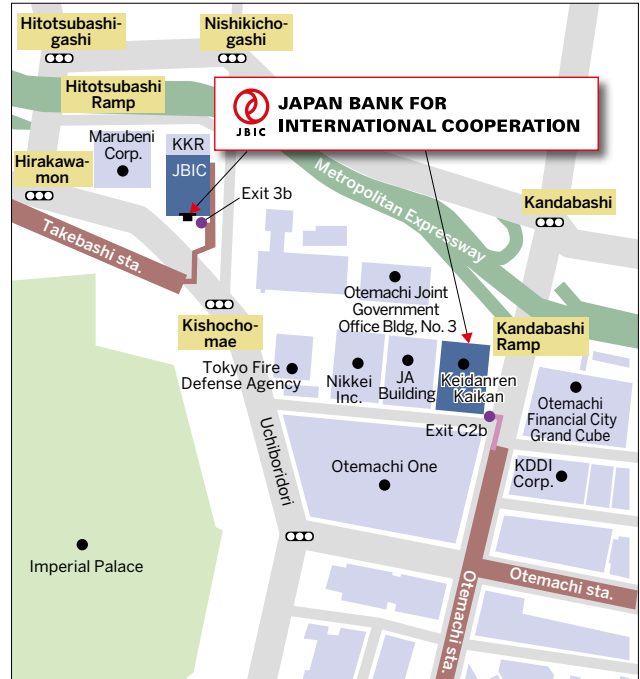
<https://www.jbic.go.jp/en/privacy-notice.html>

Access to JBIC Head Office and Osaka Branch

JBIC Head Office

4-1, Ohtemachi 1-chome, Chiyoda-ku,
Tokyo 100-8144, Japan

(Legal Affairs and Compliance Office and IT Planning and
Operations Administration Department: 14th floor,
Keidanren Kaikan 3-2 Ohtemachi 1-chome, Chiyoda-ku,
Tokyo 100-0004, Japan)



JBIC Osaka Branch

23rd floor, HERBIS ENT Office Tower,
2-22, Umeda 2-chome, Kita-ku, Osaka-city,
Osaka 530-0001, Japan



JBIC Head Office

4-1, Ohtemachi 1-chome, Chiyoda-ku, Tokyo 100-8144, Japan

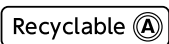
For further information, please contact

Press and External Affairs Division at the JBIC Head Office

Tel: (+81-3) 5218-3100 Fax: (+81-3) 5218-3955

Annual reports, news releases, and bulletins, etc., are available on the JBIC website.

Website (URL) <https://www.jbic.go.jp/en/>



This publication has been printed on the paper that meets the evaluation criteria stipulated in the Basic Policy on Promoting Green Purchasing under the Act Concerning the Promotion of Procurement of Eco-Friendly Goods and Services by the State and Other Entities.
Recyclable Ranking
This publication only used Recyclable Rank A materials. This means these materials can be recycled to be used for printing paper.

This publication has been printed using eco-friendly vegetable oil ink.

Printed in Japan

