


















(Extract)

Countries for Potential Expansions in the Mid-Term (Next 3 Years)

Ranking		Country/Region (Total)	No. of Companies		Percentage Share(%)		
2019	← 2018		2019 404	2018 431	2019	2018	
1		2	India	193	199	47.8	46.2
2		1	China	180	225	44.6	52.2
3		4	Vietnam	147	146	36.4	33.9
4		3	Thailand	133	160	32.9	37.1
5	—	5	Indonesia	102	131	25.2	30.4
6	—	6	US	93	124	23.0	28.8
7		8	Philippines	48	43	11.9	10.0
8		7	Mexico	47	59	11.6	13.7
9	—	9	Myanmar	41	37	10.1	8.6
9		10	Malaysia	41	36	10.1	8.4
11		14	Taiwan	18	19	4.5	4.4
12		13	Korea	15	22	3.7	5.1
12		16	Singapore	15	15	3.7	3.5
14		11	Germany	14	25	3.5	5.8
15		18	Australia	13	12	3.2	2.8
16		17	Cambodia	12	13	3.0	3.0
17		12	Brazil	11	24	2.7	5.6
18		15	Russia	9	16	2.2	3.7
18		20	France	9	7	2.2	1.6
20		19	Turkey	8	9	2.0	2.1

Note 1: Countries with the same rank were ordered based upon their rank in the previous survey.