

















(Extract)

Promising Countries for Overseas Business over the Mid-term (Next 3 Years)

Ranking			Countries (Total)	No. of Companies		Percentage Share(%)	
2020	←	2019		2020	2019	2020	2019
				356	404		
1		2	China	168	180	47.2	44.6
2		1	India	163	193	45.8	47.8
3	—	3	Vietnam	131	147	36.8	36.4
4	—	4	Thailand	111	133	31.2	32.9
5		6	US	98	93	27.5	23.0
6		5	Indonesia	96	102	27.0	25.2
7	—	7	Philippines	37	48	10.4	11.9
8		9	Malaysia	34	41	9.6	10.1
9		8	Mexico	32	47	9.0	11.6
10		9	Myanmar	25	41	7.0	10.1
11		14	Germany	20	14	5.6	3.5
12		11	Taiwan	18	18	5.1	4.5
13		21	Bangladesh	16	7	4.5	1.7
14		15	Australia	14	13	3.9	3.2
15		12	Korea	12	15	3.4	3.7
16		12	Singapore	11	15	3.1	3.7
16		17	Brazil	11	11	3.1	2.7
18		26	UK	9	4	2.5	1.0
19		18	Russia	8	9	2.2	2.2
20	—	20	Turkey	7	8	2.0	2.0

Note 1: Countries with the same rank were ordered based upon their rank in the previous survey.