











(Extract)

**Promising Countries for Overseas Business over the Mid-term (Next 3 Years)**

Ranking			Countries (Total)	No. of Companies		Percentage Share(%)	
2022	←	2021		2022	2021	2022	2021
				367	345		
1		2	India	148	131	40.3	38.0
2		1	China	136	162	37.1	47.0
3	—	3	US	118	113	32.2	32.8
4	—	4	Vietnam	106	105	28.9	30.4
5	—	5	Thailand	85	77	23.2	22.3
6	—	6	Indonesia	77	67	21.0	19.4
7		9	Malaysia	31	27	8.4	7.8
8		7	Philippines	28	31	7.6	9.0
9		8	Mexico	27	30	7.4	8.7
10	—	10	Taiwan	23	19	6.3	5.5
11	—	11	Germany	21	17	5.7	4.9
12	—	12	Korea	17	16	4.6	4.6
13	—	13	Brazil	15	13	4.1	3.8
14	—	14	Australia	13	12	3.5	3.5
15		14	Singapore	12	12	3.3	3.5
16	—	16	Bangladesh	10	10	2.7	2.9
16		24	UK	10	4	2.7	1.2
18		16	Turkey	9	10	2.5	2.9
19		21	France	8	6	2.2	1.7
20		21	Cambodia	7	6	1.9	1.7

Note1: Countries with the same rank were ordered based upon their rank in the previous survey.